

WEEKLY ECONOMIC UPDATE

THIRD WEEK OF NOVEMBER 2020

Presented by
Economic Research Division of PEFINDO



Contents

Macroeconomic Update

- Global Update
- Domestic Update
- Commodities Update
- Foreign Exchange Update
- Stocks Update

Bond Market Update

- Yield
- Index
- Government Bond

Bond Issuance & Maturity

- Bond Issuance
- Bond Maturity

News Analytics

- Industrial Sentiments
- Industrial News

01

05

08

14



GLOBAL

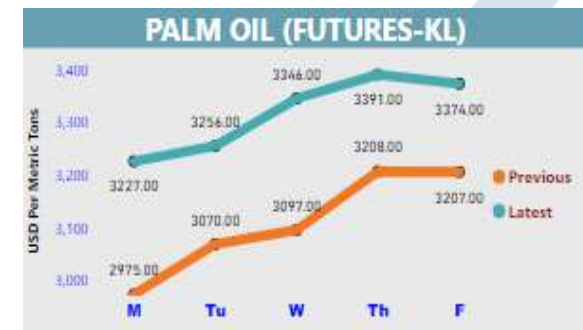
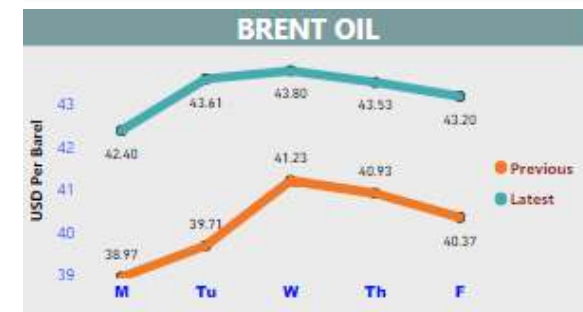
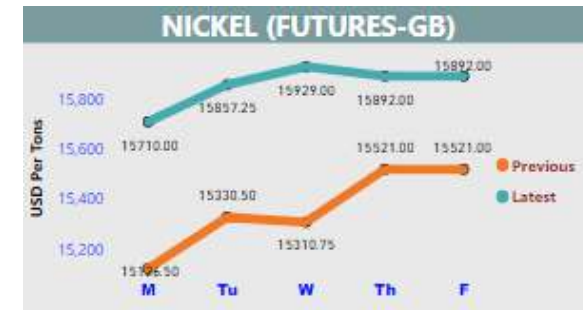
- Southeast Asia's internet economy will hit USD105 billion this year. New internet users this year rose 10% to 400 million users, which cover Indonesia, Malaysia, Vietnam, Singapore, and the Philippines. The coronavirus crisis prompted stuck-at-home consumers to go online to shop, get food delivered at home, and for entertainment purposes. The region's online industry is poised to triple to \$309 billion in gross merchandise value by 2025.
- Leaders of ASEAN, Japan, China, South Korea, Australia, and New Zealand are expected to sign The Regional Comprehensive Economic Partnership (RCEP) this Sunday (11/15). The deal will progressively lower tariffs across many areas and could become the world's biggest trade agreement. Nevertheless, RCEP likely put China in a better position to shape the region's trade rules because the country is already the biggest source of imports and destination for exports for would-be RCEP members.

DOMESTIC

- Indonesia's Central Bank Survey showed that Indonesia's retail sales in September dropped 8.7% (YoY). However, it's better than the 9.2% (YoY) contraction in August. Improvements were seen in the sales of food, beverages, and tobacco, as well as clothes and fuel. The Survey was conducted to around 700 retailers across 10 major cities in Indonesia.

COMMODITIES

- Progress in the COVID-19 vaccine trials boosted hopes of economic recovery, and it supported world oil prices on Monday. Brent crude oil was up 7.5% to USD42.40 a barrel, while West Texas Intermediate rose 8.5% to USD40.29 a barrel (11/9). A COVID-19 vaccine candidate Pfizer developed jointly with BioNtech proved more than 90% effective in the latest trials.
- China’s coal import in October dropped 47% (YoY) to 13.73 million tonnes. Australia and Indonesia, top suppliers of China’s coal import, faced a significant decline. The import from Indonesia in October was down 26.8% (MtM) to 3.14 million tonnes, while Australia was down 62% (MtM) to 2.25 million tonnes. These numbers suggest that Australia is indeed being targeted by China as Australia’s calls for an international investigation into the origins of the novel coronavirus.



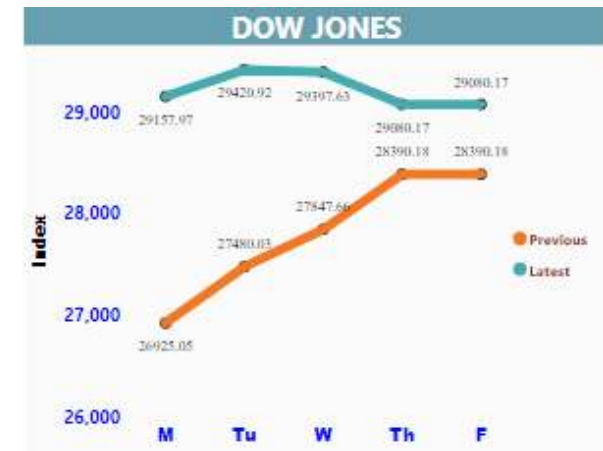
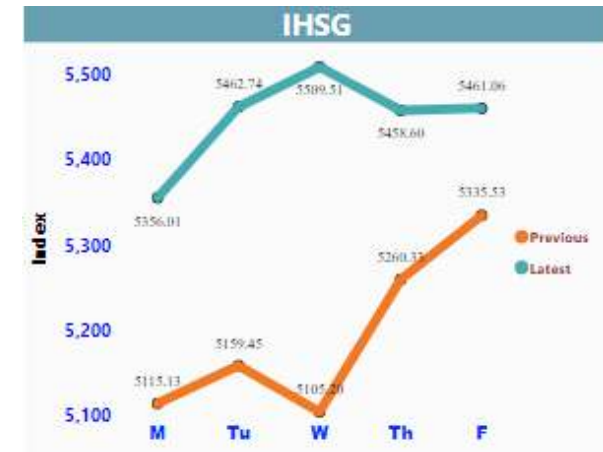
Previous : 11/02/20 – 11/06/20
Latest : 11/09/20 – 11/13/20

Source: Bloomberg & Investing (2020)

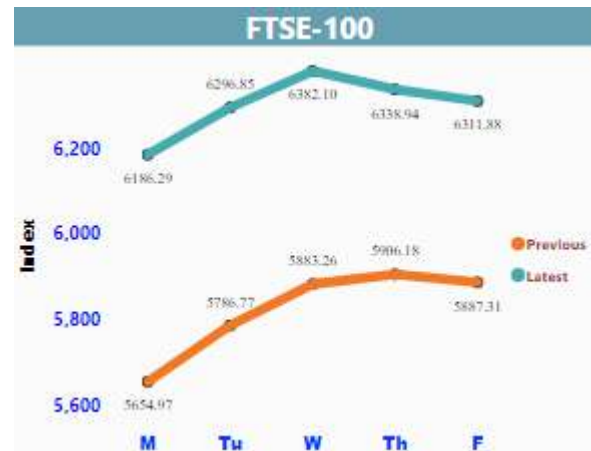
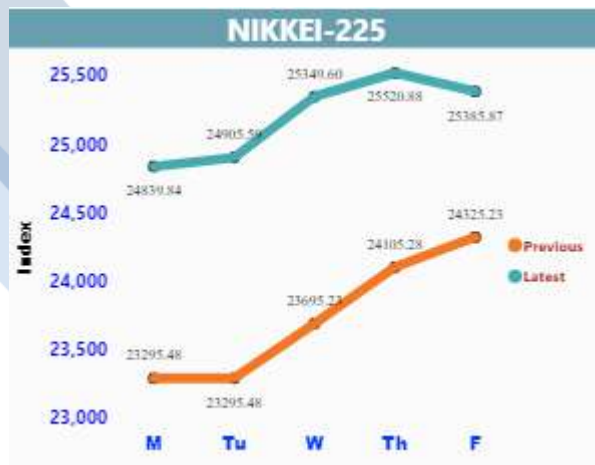


STOCKS

- (11/9) The Dow Jones Industrial Average and the S&P 500 strengthened 2.95% and 1.17%, respectively. Meanwhile, stock markets in Asia also strengthened on Monday with MSCI's broadest index of Asia-Pacific shares outside Japan jumped 0.12%, Australia's ASX 200 rose 1.4%, Hang Seng index rose 1.85%, and Japan's Nikkei 225 soared 1.5%. Pfizer's COVID-19 vaccine developed with BioNTech was more than 90% effective in preventing infection. It lifted investor confidence in a world economic recovery.



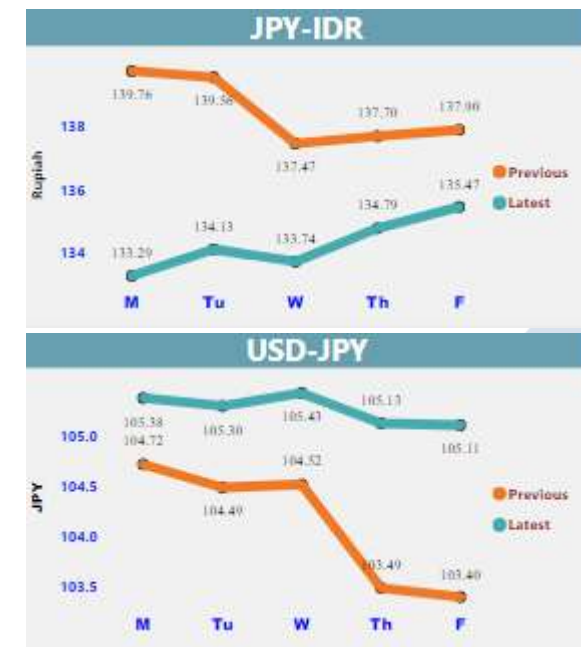
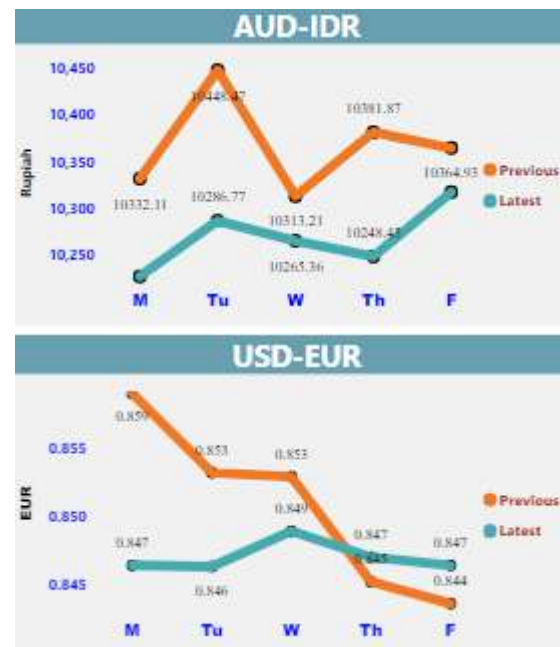

Source: Bloomberg (2020)



Previous : 11/02/20 – 11/06/20
 Latest : 11/09/20 – 11/13/20

FOREIGN EXCHANGE

- The U.S. dollar index fell 0.22% to 92.632 after Pfizer Inc announced that its vaccine candidate was more than 90% effective in preventing COVID-19 (11/9). Against few currencies, the U.S. dollar weakened on Tuesday. The USD/JPY pair dropped 0.44% whereas the USD/CNY pair dropped 0.19%. However, some investors cautioned against popping the champagne too soon, with questions about the vaccine's efficacy and the length of immunity provided still to be answered.



Previous : 11/02/20 – 11/06/20
Latest : 11/09/20 – 11/13/20

Source: Bloomberg (2020)

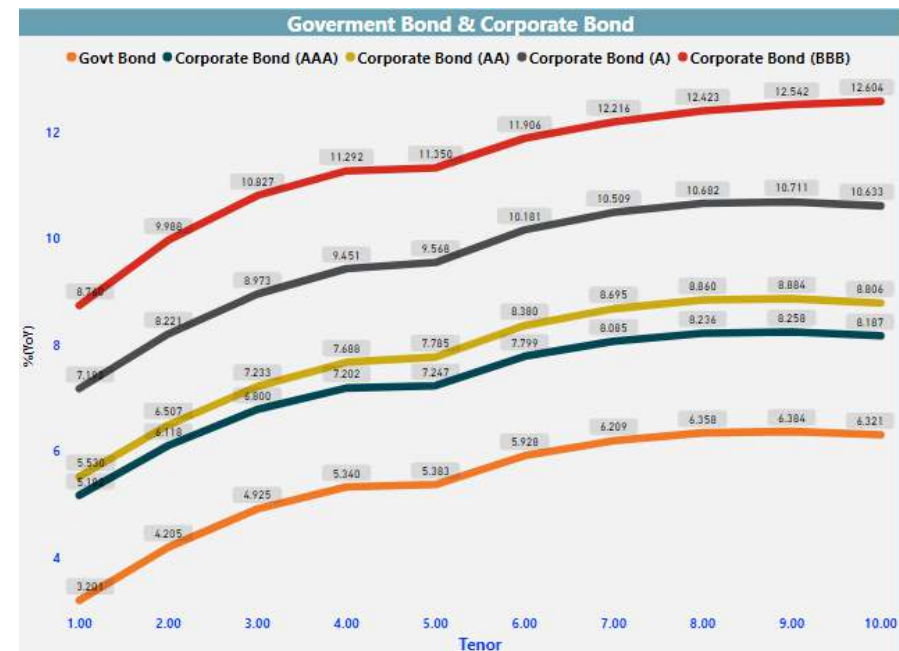
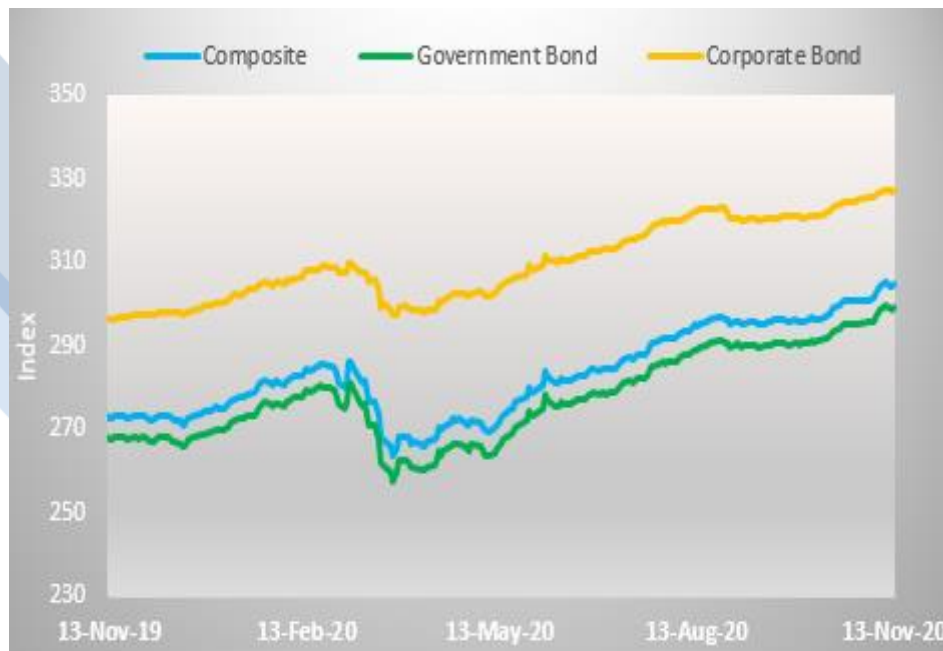
YIELD

- 10-year government bond yields stable 6.30% on Friday (11/13) from 6.30% on Friday (11/6). The results of the presidential election of the United States (US) Joseph 'Joe' Biden are still continuing their positive performance this week. Biden's victory provided positive sentiment for emerging market countries such as Indonesia. The odds of a U.S. - China trade war are at least improving. In addition, the fiscal stimulus provided by Biden was greater than Trump's plan. Meanwhile, the Pfizer corona vaccine clinical trial also provided positive sentiment for global market players.
- On Friday (11/13) the 10-year U.S. treasury yield up to 0.90% from 0.82% on Friday (11/6). Even though the clinical trial of Pfizer's corona vaccine provided positive sentiment for investors. Concern over a spike in COVID-19 cases has made investors cautious. The U.S. The Centers for Disease Control and Prevention (CDC) on Friday (13/11) reported 10,508,864 cases of the corona virus, an increase of 194,610 cases and the number of deaths increased by 1,147 to 242,216.



INDEX

Corporate bond yields up. For corporate bonds with AAA rating, the yield for the 9-10 year tenor was in range 8.19%-8.26%. In AA rated bonds with a 9-10 year tenor was in the range of 8.81%-8.88%. For A rated bonds with a 9-10 year tenor in range 10.63%-10.71%, and at BBB rating in range 12.54%-12.60%.



Note: average of a specific day with the same day of the previous week.

GOVERNMENT BOND

Screen Printed

View ▾ Chart TAGG / Hist Export **Most Active Traded Bonds**

Government Bond Trading Bond Trading - Corp +

List <Enter or select a list> Type Bonds

Source Indonesia (All Sources) ⊗ Bond Type Govt

Filters No filters selected.

Aggregated Trades Individual Trades Group Country Period Custom 11/06/20 - 11/13/20

Series	Ticker	Cpn	Maturity	Curr	Size	Price	Yield	Volume	Trds	Trds (1M)	Time	ISIN	
▼ INDONESIA (78 bonds)								131.77MMMM	10599				
11)	FR82	INDOGB	7.000	09/15/30	IDR	50MMM	105.230	6.277	19.54MMMM	669	1.88M	11/13	IDG000013806
12)	FR80	INDOGB	7.500	06/15/35	IDR	10MMM	106.350	6.805	13.56MMMM	1933	3.7M	11/13	IDG000013509
13)	FR87	INDOGB	6.500	02/15/31	IDR	100MMM	102.600	--	9.81MMMM	1167	3.21M	11/13	IDG000015207
14)	FR86	INDOGB	5.500	04/15/26	IDR	80MMM	100.900	--	9.15MMMM	223	442	11/13	IDG000015108
15)	FR61	INDOGB	7.000	05/15/22	IDR	79.02MMM	104.650	3.771	5.68MMMM	91	289	11/13	IDG000010000
16)	FR81	INDOGB	6.500	06/15/25	IDR	20MMM	104.810	5.301	5.41MMMM	159	608	11/13	IDG000013707
17)	FR59	INDOGB	7.000	05/15/27	IDR	3MMM	105.000	6.057	4.8MMMM	127	324	11/13	IDG000009804
18)	FR64	INDOGB	6.125	05/15/28	IDR	75MMM	99.000	6.294	4.11MMMM	167	376	11/13	IDG000010307
19)	FR68	INDOGB	8.375	03/15/34	IDR	10MMM	112.600	6.911	3.89MMMM	211	525	11/13	IDG000010802
20)	FR65	INDOGB	6.625	05/15/33	IDR	10MMM	98.500	6.805	3.75MMMM	1083	2.98M	11/13	IDG000010406
21)	FR72	INDOGB	8.250	05/15/36	IDR	2.88MMM	110.000	7.171	3.67MMMM	365	832	10:48	IDG000011602
22)	FR83	INDOGB	7.500	04/15/40	IDR	1MMM	101.950	--	3.65MMMM	730	2.13M	11/13	IDG000014101
23)	SR11	INDOIS	8.050	03/10/22	IDR	70MMM	105.200	3.981	3.24MMMM	70	246	11/13	IDJ000012802
24)	FR78	INDOGB	8.250	05/15/29	IDR	150MMM	112.250	6.361	3.14MMMM	72	185	11/13	IDG000012907
25)	FR56	INDOGB	8.375	09/15/26	IDR	10MMM	112.750	5.765	2.97MMMM	78	218	11/13	IDG000009507
26)	FR70	INDOGB	8.375	03/15/24	IDR	20MMM	110.000	5.066	2.59MMMM	61	233	11/13	IDG000012006
27)	FR85	INDOGB	7.750	04/15/31	IDR	60MMM	107.330	--	2.19MMMM	45	97	11/13	IDG000014408
28)	FR74	INDOGB	7.500	08/15/32	IDR	5MMM	105.650	6.792	1.94MMMM	239	547	11/13	IDG000012204

Australia 61 2 9777 8600 Brazil 5511 2395 9000 Europe 44 20 7330 7500 Germany 49 69 9204 1210 Hong Kong 852 2977 6000
Japan 81 3 4565 8900 Singapore 65 6212 1000 U.S. 1 212 318 2000 Copyright 2020 Bloomberg Finance L.P.
SN 735566 ICT GMT+7:00 G587-4242-0 14-Nov-2020 17:20:57

BOND ISSUANCE

No.	Company	Instruments	Issued Date	Amount [IDR Billion]	Coupon [%]	Tenor [Years]	Rating
1	PT Pindo Deli Pulp and Paper Mills	MTN III Year 2020	Nov-10-2020	1,000.00	11.00	3	-
2	PT Sinar Mas Multiartha Tbk	Shelf Registration Bond I Phase II Year 2020 Series A	Nov-12-2020	1.00	9.00	3	irAA
3	PT Sinar Mas Multiartha Tbk	Shelf Registration Bond I Phase II Year 2020 Series B	Nov-12-2020	874.00	10.25	5	irAA

BOND MATURITY

No.	Company	Instruments	Maturity Date	Amount [IDR Billion]	Coupon [%]	Tenor [Years]	Rating
NOVEMBER							
1	PT Sri Rejeki Isman Tbk	MTN Phase I Year 2017	Nov-1-2020	USD30.00 mn	5.80	3	A+(idn)
2	PT Astra Sedaya Finance	Shelf Registration Bond III Phase IV Year 2017 Series B	Nov-2-2020	625.00	7.50	3	AAA(idn)
3	PT Bank CIMB Niaga Tbk	Shelf Registration Bond II Phase III Year 2017 Series B	Nov-2-2020	657.00	7.50	3	idAAA
4	PT Astra Sedaya Finance	Shelf Registration Bond IV Phase III Year 2019 Series A	Nov-3-2020	520.18	6.65	1	idAAA
5	PT Bussan Auto Finance	Bond I Year 2017 Series B	Nov-3-2020	350.00	7.75	3	idAA
6	PT PP Properti Tbk	MTN IX	Nov-3-2020	213.00	9.75	3	-
7	PT Marga Lingkar Jakarta	Bond I Year 2017 Series A	Nov-8-2020	200.00	7.45	3	idAAA(sf)
8	PT Wika Realty	MTN V Year 2017	Nov-8-2020	250.00	10.35	3	idBBB-
9	PT BFI Finance Indonesia Tbk	Shelf Registration Bond III Phase III Year 2017 Series C	Nov-9-2020	400.00	7.75	3	AA-(idn)
10	PT Indosat Tbk	Shelf Registration Bond II Phase II Year 2017 Series B	Nov-9-2020	673.00	7.45	3	idAAA
11	PT Indosat Tbk	Shelf Registration Sukuk Ijarah II Phase II Year 2017 Series B	Nov-9-2020	260.00	7.45	3	idAAA _(sy)
12	PT Lembaga Pembiayaan Ekspor Indonesia	Shelf Registration Bond IV Phase VII Year 2019 Series A	Nov-9-2020	600.00	7.00	1	idAAA
13	PT Pupuk Indonesia (Persero)	Shelf Registration Bond I Phase II Year 2017 Series A	Nov-9-2020	2,601.50	7.50	3	AAA(idn)
14	PT Sarana Multi Infrastruktur (Persero)	Shelf Registration Bond II Phase III Year 2019 Series A	Nov-10-2020	654.50	6.75	1	idAAA
15	PT BCA Finance	Shelf Registration Bond III Phase I Year 2019 Series A	Nov-12-2020	842.00	6.75	1	idAAA
16	PT Maybank Indonesia Finance	Shelf Registration Bond I Phase I Year 2015 Series B	Nov-12-2020	200.00	10.90	5	AA+(idn)
17	PT Maybank Indonesia Finance	Shelf Registration Bond I Phase IV Year 2017 Series A	Nov-15-2020	1,150.00	7.65	3	AA+(idn)

18	PT Sarana Multi Infrastruktur (Persero)	Shelf Registration Bond I Phase II Year 2017 Series B	Nov-15-2020	4,455.00	7.40	3	idAAA
19	PT PP Properti Tbk	MTN X	Nov-16-2020	200.00	9.75	3	-
20	PT Bank Rakyat Indonesia (Persero) Tbk	Shelf Registration Bond III Phase I Year 2019 Series A	Nov-17-2020	737.85	6.50	1	idAAA
21	PT Bussan Auto Finance	Bond III Year 2019 Series A	Nov-18-2020	300.00	6.95	1	idAA
22	Perum Perumnas	MTN XI Year 2019 Series A	Nov-18-2020	150.00	8.59	1	-
23	PT Sarana Multigriya Finansial (Persero)	SBK I Year 2019	Nov-20-2020	120.00	7.00	1	idA1+
24	PT Indah Kiat Pulp & Paper Tbk	MTN I Year 2017	Nov-22-2020	389.00	10.25	3	-
25	PT Pindad (Persero)	MTN Year 2017 Series A	Nov-23-2020	300.00	9.25	3	idA-
26	PT Lautan Luas Tbk	Shelf Registration Bond II Phase II Year 2017 Series A	Nov-28-2020	364.50	9.00	3	idA-
27	PT Perusahaan Pengelola Aset (Persero)	SBK I Year 2019	Nov-28-2020	100.00	7.50	1	idA1
28	PT Pindad (Persero)	MTN Year 2017 Series B	Nov-28-2020	107.00	9.25	3	idA-
29	PT Summarecon Agung Tbk	Shelf Registration Bond II Phase II Year 2017	Nov-28-2020	800.00	8.80	3	idA
30	Perum Perumnas	MTN XI Year 2019 Series B	Nov-30-2020	200.00	8.59	1	-
31	PT Pindad (Persero)	MTN Year 2017 Series C	Nov-30-2020	75.00	9.25	3	idA-
DECEMBER							
1	PT XL Axiata Tbk	Shelf Registration Sukuk Ijarah I Phase I Year 2015 Series C	Dec-2-2020	323.00	10.50	5	AAA(idn)
2	PT Perikanan Nusantara (Persero)	MTN I Year 2017	Dec-4-2020	200.00	12.50	3	idBB-
3	PT Aneka Gas Industri Tbk	Shelf Registration Bond I Phase II Year 2017 Series A	Dec-5-2020	195.00	9.50	3	A-(idn)
4	PT Aneka Gas Industri Tbk	Shelf Registration Sukuk Ijarah I Phase II Year 2017 Series A	Dec-5-2020	107.00	9.50	3	A-(idn)
5	PT Gading Danalestari	MTN I Year 2017 Series C	Dec-5-2020	50.00	11.00	3	-
6	PT Bank Pembangunan Daerah Jawa Barat dan Banten Tbk	Shelf Registration Bond I Phase I Year 2017 Series A	Dec-6-2020	251.70	7.50	3	idAA-

7	PT Bank QNB Indonesia Tbk	Shelf Registration Bond I Phase II Year 2019	Dec-6-2020	452.00	7.10	1	-
8	PT Mora Telematika Indonesia	Bond I Year 2017 Series A	Dec-6-2020	540.00	9.90	3	idA
9	PT Pindad (Persero)	MTN Year 2017 Series D	Dec-6-2020	125.00	9.25	3	idA-
10	PT Wahana Ottomitra Multiartha Tbk	Shelf Registration Bond II Phase III Year 2017 Series B	Dec-6-2020	266.00	8.45	3	AA-(idn)
11	PT Barata Indonesia (Persero)	MTN I Year 2017 Series A	Dec-7-2020	200.00	9.25	3	idCCC
12	PT Pindad (Persero)	MTN Year 2017 Series E	Dec-7-2020	393.00	9.25	3	idA-
13	PT Sri Rejeki Isman Tbk	MTN Phase II Year 2017	Dec-7-2020	USD10.00 mn	5.80	3	A+(idn)
14	PT Bank Pembangunan Daerah Maluku dan Maluku Utara	Bond II Year 2017 Series B	Dec-8-2020	150.00	8.85	3	A(idn)
15	PT Blambangan Foodpackers Indonesia	MTN V Year 2019	Dec-8-2020	20.00	12.00	1	-
16	PT Indosat Tbk	Shelf Registration Bond I Phase III Year 2015 Series B	Dec-8-2020	301.00	10.25	5	idAAA/AAA(idn)
17	PT Inka Multi Solusi	MTN Syariah Mudharabah Year 2017 Series A	Dec-11-2020	160.00	9.50	3	idBBB(sy)
18	PT Adira Dinamika Multi Finance Tbk	Shelf Registration Bond IV Phase I Year 2017 Series B	Dec-12-2020	893.00	7.45	3	idAAA
19	PT Adira Dinamika Multi Finance Tbk	Shelf Registration Sukuk Mudharabah III Phase I Year 2017 Series B	Dec-12-2020	55.00	7.45	3	idAAA(sy)
20	PT Bank OCBC NISP Tbk	Shelf Registration Bond II Phase III Year 2017 Series C	Dec-12-2020	609.00	7.20	3	idAAA/AAA(idn)
21	PT Bank Pembangunan Daerah Jawa Tengah	MTN Syariah Mudharabah I Year 2017	Dec-12-2020	500.00	Floating	3	idA+(sy)
22	PT Chandra Asri Petrochemical Tbk	Shelf Registration Bond I Phase I Year 2017 Series A	Dec-12-2020	150.00	8.40	3	idAA-
23	PT Equity Finance Indonesia	MTN VI Phase I Year 2017	Dec-14-2020	40.00	12.25	3	-
24	PT J Resources Nusantara	MTN III Phase II Year 2017	Dec-14-2020	380.00	10.50	3	idA
25	PT Gading Danalestari	MTN I Year 2017 Series D	Dec-15-2020	50.00	11.00	3	-
26	PT Tunas Baru Lampung Tbk	MTN II Year 2017	Dec-15-2020	411.00	9.50	3	A+(idn)
27	PT Summarecon Agung Tbk	Shelf Registration Bond II Phase I Year 2015	Dec-16-2020	500.00	11.25	5	idA
28	PT Mandiri Tunas Finance	Shelf Registration Bond II Phase I Year 2015 Series B	Dec-18-2020	100.00	10.80	5	idAA+

29	PT Wahana Ottomitra Multiartha Tbk	Shelf Registration Bond III Phase I Year 2018 Series B	Dec-20-2020	40.00	9.75	2	AA-(idn)
30	PT Kapuas Prima Coal Tbk	Bond I Year 2018 Series C	Dec-21-2020	1.00	14.25	2	idBBB
31	PT Inka Multi Solusi	MTN Syariah Mudharabah Year 2017 Series B	Dec-22-2020	140.00	9.50	3	idBBB _(sy)
32	Perum Perikanan Indonesia	MTN I Year 2017 Series B	Dec-22-2020	100.00	9.35	3	idBB+
33	PT Bank CIMB Niaga Tbk	Subordinated Bond II Year 2010	Dec-23-2020	1,600.00	10.85	10	AA(idn)
34	PT Bank Permata Tbk	Shelf Registration Subordinated Bond II Phase I Year 2013	Dec-24-2020	860.00	12.00	7	idAA+
35	PT Indonesia Infrastructure Finance	Shelf Registration Bond I Phase I Year 2019 Series A	Dec-28-2020	965.00	6.75	1	idAAA
36	PT Pos Indonesia (Persero)	MTN Syariah Ijarah POSINDO-01 Year 2018	Dec-28-2020	200.00	10.50	2	idBBB _(sy)
37	PT Bank CIMB Niaga Tbk	Shelf Registration Bond III Phase I Year 2019 Series A	Dec-29-2020	276.00	6.50	1	idAAA
38	PT Asietex Sinar Indopratama	MTN I Year 2017 Series D	Dec-30-2020	30.00	11.00	3	-
39	PT Mandala Multifinance Tbk	Shelf Registration Bond III Phase IV Year 2019 Series A	Dec-30-2020	125.00	8.50	1	idA
40	PT Bumi Surya Cemerlang	MTN Year 2019 Series VI	Dec-31-2020	2.55	11.76	1	-
41	PT Express Transindo Utama Tbk	Convertible Bond Year 2019	Dec-31-2020	486.23	-	1	-
JANUARI							
1	PT Asietex Sinar Indopratama	MTN II Year 2017 Series A	Jan-7-2021	30.00	11.00	4	-
2	PT Bank Pembangunan Daerah Sumatera Barat	Bond VII Year 2015	Jan-8-2021	500.00	10.95	5	idA
3	PT Bank Pembangunan Daerah Sumatera Barat	Sukuk Mudharabah II Year 2015	Jan-8-2021	100.00	10.99	5	idA _(sy)
4	PT KB Finansia Multi Finance	MTN IV Phase II Year 2018	Jan-17-2021	177.66	13.50	3	idAA-
5	PT Pasir Berlian	MTN I Year 2016 Series A	Jan-17-2021	179.70	12.75	4	-
6	PT Pasir Berlian	MTN I Year 2016 Series B	Jan-17-2021	71.20	12.00	4	-
7	PT Pasir Berlian	MTN I Year 2016 Series C	Jan-17-2021	28.64	12.75	4	-
8	PT Wahana Citra Gemilang	MTN I Year 2016 Series A	Jan-23-2021	350.31	12.75	4	-



9	PT Wahana Citra Gemilang	MTN I Year 2016 Series B	Jan-23-2021	94.20	12.75	4	-
10	PT Wahana Citra Gemilang	MTN I Year 2016 Series C	Jan-23-2021	72.50	12.75	4	-
11	PT Wahana Citra Gemilang	MTN I Year 2016 Series D	Jan-23-2021	97.62	12.75	4	-
12	PT Permodalan Nasional Madani (Persero)	Sukuk Mudharabah I Year 2017 Series D	Jan-31-2021	100.00	5.50	3	idA+(sy)



Description :

Bnk : Banking

CPO : Crude Palm Oil

Trn : Transportation

Elec :Electricity

Coal : Coal

Mng : Mining

Auto : Automotive

F&B : Food & Beverage

H&T : Hotel & Tourism

Fnc : Financing

PL&A : Plantation & Agriculture

O&G : Oil & Gas

Inc : Insurance

M&G : Metal & Gold

Msmd : Mass Media

Mnc : Municipal

Cons :Construction

Tlc : Telecommunication

Tlrd : Toll Road

PO&A : Port Authority & Airport

Ppt : Property

Nkl : Nickel

Trd : Trading

Utl : Utilities

Industries	Hot News	News Polarized	
		Positive	Negative
Transportation	<p>Seluruh Trase LRT Jabodebek Tahap I Telah Tersambung. Dengan demikian, seluruh trase LRT Jabodebek tahap I sepanjang 43,057 km yang menghubungkan Cawang-Cibubur, Cawang-Kuningan-Dukuh Atas, dan Cawang-Bekasi Timur telah tersambung secara keseluruhan.</p>	<p>Maskapai Berjadwal Tetap Ekspansi. Hal ini, guna mendorong pendapatan perusahaan maskapai. Selain itu, dengan berekspansi membuka rute penerbangan baru, akan mendukung percepatan pemulihan perekonomian nasional.</p>	<p> Holding BUMN Pariwisata, Pesaing Baru Maskapai Swasta. Pasalnya, dengan adanya maskapai dan bandara di dalam <i>holding</i> pariwisata, dikhawatirkan akan muncul risiko dari segi kompetisi bagi perusahaan swasta.</p>
Automotive	<p>Beli Kendaraan Listrik, Uang Muka 0%. Kebijakan tersebut diterapkan dengan tujuan mendorong pertumbuhan ekonomi di tengah risiko kredit atau pembiayaan yang terjaga. Aturan ini sekaligus diberlakukan untuk mendorong fungsi intermediasi perbankan yang seimbang dan berkualitas.</p>	<p>Permintaan Ekspor Ban ke AS Melonjak 40%. Hal ini, perwakilan perdagangan AS memutuskan untuk melanjutkan pemberian fasilitas <i>Generalized System of Preferences</i> (GSP) pada 30 Oktober lalu. Selain itu, Indonesia juga diuntungkan dengan serikat buruh karet AS yang menuntut pemerintahnya untuk mengenakan bea masuk <i>antidumping</i> terhadap produk ban dari Tiongkok.</p>	
Trading	<p>Perang Dagang AS dengan Tiongkok Diprediksi Terus Berlanjut. Hal ini, karena kebijakan Biden tidak akan sepenuhnya pro perdagangan bebas.</p>	<p>RI Raup Potensi Ekspor Rp8,3 Triliun ke Tiongkok. Hal ini, setelah Indonesia menandatangani <i>letters of Intent</i> (LoI) dengan lima importir Tiongkok untuk pembelian produk pada 2021.</p>	<p>Dalam Perjanjian RCEP, Defisit Dagang Asean Berisiko Melebar. Pasalnya, ada sejumlah negara yang masih sulit ditembus oleh produk-produk dari Indonesia, seperti China.</p>
Port Authority & Airport		<p>Patimban City Jadi Pendukung. Karena Patimban City ini akan menjadi kota Pelabuhan terancang, terbaik, melengkapi Pelabuhan Patimban yang didesain terbesar dan terancang juga.</p>	
Plantation & Agriculture		<p>Produksi Beras Tahun 2019-2020.</p>	

Industries	Hot News	News Polarized	
		Positive	Negative
CPO	<p>Program B30 Dongkrak Harga Minyak Sawit. Kenaikan harga CPO tersebut tentu menjadi kabar baik bagi Indonesia sebagai eksportir sawit terbesar. Kenaikan harga juga dipicu oleh meningkatnya permintaan dari India dan Tiongkok.</p> <p>Menggali Daya Tarik Emiten Tambang. Emiten sektor ini bakal tetap menjadi pilihan investasi favorit bagi investor. Pasalnya, Indonesia memiliki sumber daya alam yang melimpah, misalnya nikel. Ini akan menjadi nilai plus bagi Indonesia. Sebab, negara yang memiliki cadangan bijih nikel yang melimpah akan memiliki daya tawar yang tinggi.</p> <p>Royalti 0% Dorong Penghiliran Batubara. Karena insentif tersebut mampu mendorong keekonomian proyek</p>	<p>Produksi tersebut diperoleh dari luas panen padi 2020 mencapai 10,79 juta hektare (ha) atau mengalami kenaikan 108,93 ribu ha atau 1,02% dibandingkan luas panen tahun 2019 yang sebesar 10,68 juta ha.</p> <p>Harga CPO Terkerek Penurunan Pasokan. Pemicunya antara lain fenomena perubahan iklim La Nina yang melanda Kawasan tropis pasifik sehingga memicu curah hujan tinggi hingga 40% di atas curah hujan normal.</p>	
Mining		<p>Biden Sulut Naik Harga Komoditas. Salah satunya kebijakan tentang perang dagang. Bila perang dagang tidak berlanjut, ekonomi global akan melesat lagi, dan harga komoditas bisa naik.</p>	
Nickel		<p>Harga Nikel Kian Bandel. Salah satu faktor ketahanan harga nikel adalah kenaikan permintaan dari China yang tengah mengembangkan industri kendaraan listrik dan sumber energi alternatif.</p>	
Coal		<p>Pebisnis Batubara Siap Terjun ke Hilir. Sejumlah manfaat dan nilai tambah dari proyek hilirisasi batubara menjadi DME yakni akan mendatangkan investasi US\$2,1 miliar.</p>	

Industries	Hot News	News Polarized	
		Positive	Negative
Oil & Gas	<p>pengembangan atau pemanfaatan batubara.</p> <p>Proyek Pipa Gas Trans Kalimantan Masih Dibahas. Pembahasan tersebut diperlukan untuk menetapkan desain pipa yang paling efisien, yang kelak masuk rencana induk Jaringan transmisi dan distribusi gas bumi nasional.</p>	<p>Biden Bawa Harga Minyak Mendidih. Hal ini, karena ada ekspektasi pasar terhadap kebijakan Biden yang lebih stabil dan akomodatif serta tambahan paket stimulus fiskal.</p>	<p>Produksi Minyak Blok Cepu Belum Terserap. Hal ini, lantaran kilang minyak domestik belum dapat menyerap produk minyak ini, menyusul jatuhnya permintaan bahan bakar minyak dalam negeri.</p>
Metal & Gold	<p>Emas dan Logam Industri Terpoles Biden. Hal ini, lantaran ke depan bank sentral seluruh dunia masih akan menggelontorkan stimulus. Alhasil, emas masih akan menjadi incaran pelaku pasar.</p>	<p>Emas Makin Prospektif. Hal ini, seiring dengan terpilihnya Joe Biden sebagai presiden Amerika Serikat dan momentum hari raya Festival Diwali. Selain itu, juga ditambah dengan kenaikan volume permintaan pasar terhadap <i>asset safe haven</i>.</p>	
Insurance	<p>Industri Asuransi Sosial Ramai-Ramai Jaga Kinerja Investasi. Sebab, dalam kondisi saat ini, Langkah paling penting yang harus dilakukan adalah penempatan dana di aset yang mampu bertahan terhadap risiko resesi.</p>	<p>Digital Pacu Kinerja Asuransi Jiwa Kuartal III-2020. Seperti diketahui, OJK menerapkan relaksasi bagi perusahaan asuransi sehingga pemasaran Produk Asuransi Yang Dikaitkan Dengan Investasi (PAYDI) atau <i>unit-linked</i> bisa dilakukan secara digital. Sehingga pemasaran asuransi tetap berjalan tanpa melakukan tatap muka dengan nasabah.</p>	<p>Imbal Hasil Investasi Asuransi Sosial Tertekan. Perubahan iklim investasi saat pandemi menyebabkan volatilitas harga di pasar modal serta penurunan suku bunga di pasar uang. Sehingga, terjadi penurunan hasil investasi asuransi jiwa dan asuransi sosial.</p>
Banking	<p>MUI: Mega Merger Bank Syariah Bisa Jadi Contoh Bank Lain. Karena, <i>merger</i> ini dilakukan oleh BUMN dan saat ini masih ada banyak pelaku</p>	<p>Kredit Diproyeksi Tumbuh 3%. Beberapa sektor usaha yang masih menjadi penopang kredit perbankan seperti pertanian, peternakan hingga perikanan. Namun, ada catatan dalam proyeksi tersebut yaitu</p>	<p>Mewaspada Bom Waktu di Bisnis Syariah. Pasalnya, saat ini kinerja perbankan Syariah terlihat baik-baik saja bukan karena kondisi riil, tapi lebih banyak karena adanya relaksasi dari OJK. Dan relaksasi ini akan berakhir pada</p>

Industries	Hot News	News Polarized	
		Positive	Negative
Multifinance	<p>industri perbankan Syariah lain yang bisa menjadi pilihan masyarakat.</p> <p>Industri Pembiayaan Perkuat Posisi dengan Merger. Langkah penggabungan usaha dinilai menjadi salah satu agenda mendesak yang perlu ditempuh kalangan perusahaan pembiayaan. Hal ini, guna memperkuat posisi permodalan dan daya saing.</p>	<p>program BLT tetap berlanjut, penurunan suku bunga bank serta program relaksasi dan restrukturisasi diperpanjang.</p> <p>Multifinance Rajin Memangkas Biaya. Hal ini, bertujuan untuk menjaga kinerja perusahaan. Hal-hal yang dipangkas antara lain pengurangan modal kerja, gaji pokok karyawan serta berbagai tunjangan insentif lainnya. Hal ini juga bertujuan agar perusahaan bisa tetap mempertahankan karyawannya dan tidak melakukan PHK.</p> <p> Holding BUMN Pariwisata Dibentuk. Pembentukan <i> Holding </i> BUMN Pariwisata bertujuan mendorong pelaksanaan inisiatif lintas sektor yang terintegrasi, pengembangan infrastruktur pariwisata dan pendukung, peningkatan daya saing, serta peningkatan kemampuan pendanaan di masa depan.</p>	<p>bulan Maret 2021. Kalau relaksasi tidak diperpanjang, sementara itu kondisi dunia usaha masih belum pulih, bisa dibayangkan kekacauan yang akan terjadi. Debitur kesulitan mengangsur, dan NPL pun membengkak.</p> <p>Tantangan Ganda di Jalur Bisnis Multifinance. Pandemi COVID-19, selain mengganggu aktivitas bisnis, juga berpotensi menggelembungkan NPL. Pada sisi lain, Sebagian <i> multifinance </i> menghadapi hambatan pendanaan, karena perbankan pun sedang menghadapi risiko kredit bermasalah yang tinggi.</p>
Hotel & Tourism	<p>Pemerintah Tetapkan Kriteria Penerima Dana Hibah Pariwisata. Kriteria daerah penerima hibah pariwisata antara lain, beroperasi di wilayah yang tercakup dalam 10 Destinasi Superprioritas, 5 Destinasi Pariwisata Prioritas, Ibu Kota Provinsi dan Destinasi <i> Branding </i>.</p>		
Food & Beverage			<p>Jalan Menanjak Emiten Konsumer. Sejatinya, kinerja emiten konsumer sudah tertekan sebelum pandemi. Kinerja yang tertekan dipicu oleh kompetisi dengan produsen lain termasuk perusahaan non Tbk. Karena persaingan yang semakin ketat, maka perang harga pun tak bisa dihindari demi mengamankan pasar.</p>

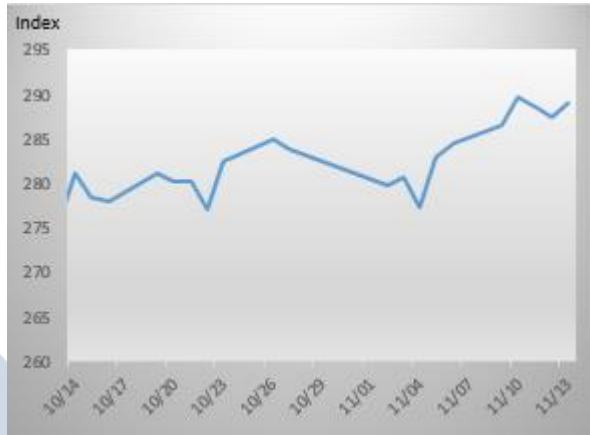
Industries	Hot News	News Polarized	
		Positive	Negative
Construction	<p>Menunggu Investor di 158 Proyek Infrastruktur. Adapun 158 proyek tersebut meliputi sektor sumber daya air, jalan dan jembatan, permukiman, serta perumahan. Proyek ini bukan APBN, tapi dengan skema KPBU.</p>	<p>Sektor Konstruksi Bersiap Bangkit Pada 2021. Prediksi ini setelah ditemukan vaksin COVID-19, ekonomi tampak lebih cerah karena sejumlah proyek dapat beroperasi normal dan pendanaan dari pemerintah kembali ke sektor infrastruktur.</p>	
Toll Road	<p>Tahap Lanjut Proyek Tol Nirsentuh. Sebanyak empat peserta bersaing di tahap penawaran. Sebagai informasi, Proyek <i>multi-lane free flow</i> (MLFF) merupakan teknologi transaksi tol nontunai nirsentuh dalam rangka meningkatkan efisiensi sistem transaksi dan pelayanan di jalan tol.</p>	<p>Tarif Tol Japek dan Japek II Elevated Segera Diintegrasikan. Pemberlakuan tarif terintegrasi ini sesuai dengan Keputusan Menteri PUPR Nomor 1524/KPTS/M/2020. Tarif ini mengikuti pembagian empat wilayah jalan tol Jakarta – Cikampek yang telah diberlakukan pada tahun 2019 lalu saat dipindahkannya Gerbang Tol (GT) Cikarang Utama ke GT Kalihurip Utama.</p>	
Property	<p>Investasi Rumah Diminati. Alasannya, investasi rumah masih dilihat sebagai instrumen investasi yang paling dipercaya karena memiliki keseimbangan pasar.</p>	<p>Hunian Konsep TOD Kian Menjadi Pilihan. Karena, hunian konsep TOD membuat perjalanan menjadi lebih singkat dan penghuni punya banyak waktu untuk dihabiskan Bersama keluarga atau meningkatkan produktivitas lainnya.</p>	
Telecommunication	<p>Investor Telko Asing Didorong Tambah Investasi di Indonesia. Hal ini, seiring dengan telah disahkannya UU Cipta Kerja sektor pos dan telekomunikasi. Yang isinya operator telko terbuka peluang berbagi frekuensi untuk</p>	<p>Adu Cuan Emiten Telekomunikasi. Prospek emiten seluler masih bagus. Salah satu faktor pendorongnya adalah UU Cipta Kerja yang mengatur soal tarif batas bawah dan batas atas di layanan telekomunikasi,</p>	
			<p>Okupansi Perkantoran Terancam Terus Turun. Pandemi COVID-19 membuat kondisi pasar seakan terhenti. Disisi lain, penerapan PSBB transisi terus memberikan tantangan kepada para pemilik bangunan di Jakarta, dengan harga sewa tetap berada di bawah tekanan di hadapan permintaan yang sedikit.</p> <p>Berkah Semu Pandemi Bagi Operator Seluler. Hal ini, salah satunya karena kegiatan bagi-bagi kartu secara gratis untuk pembelajaran jarak jauh. Namun, sayangnya kartu tersebut dibagikan kepada pelanggan aktif, bukan sebagai pelanggan baru. Dengan memberikan</p>

Industries	Hot News	News Polarized	
		Positive	Negative
	implementasi teknologi baru, antara lain seluler generasi kelima (5G)	sehingga dapat meminimalisir adanya perang harga.	kartu ke pelanggan aktif, maka satu pelanggan akan memiliki dua nomor. Padahal yang diisi dan digunakan oleh pelanggan hanya satu nomor. Hal itulah yang membuat operator tumbuh tidak sehat.

Source: *Bisnis Indonesia, Investor Daily, dan Kontan (2020)*



PEFINDO25



IHSG



PEFINDO i-Grade



Period	Unit	IHSG	PEFINDO25	PEFINDO i-Grade
10/16/2020	% (WoW)	0.98%	2.23%	1.93%
10/23/2020	% (WoW)	0.17%	1.60%	0.20%
10/27/2020	% (WoW)	0.31%	0.47%	0.61%
11/6/2020	% (WoW)	4.04%	0.24%	6.03%
11/13/2020	% (WoW)	2.35%	1.60%	5.28%



Indonesia Rating Highlight (IRH)



Published 2 (two) times a year. Including a rating report from active companies rated.

Publication

In addition to rating services, PEFINDO also publishes two magazines: Indonesia Rating Highlight (IRH) and Indonesia Sectoral Review (ISR). The publication of these magazines is aimed to cater to investors' needs in obtaining information on micro and macro-economic conditions of Indonesia. Both magazines also offer risk analysis in relation to certain industrial sectors. In addition, get our research such as research on demand services.

Indonesia Sectoral Review (ISR)



Published 6 (six) times a year. Containing economic and monetary, bond markets, sectoral review, and company review.

To subscribe, contact:
PEFINDO Marketing Team:
(+ 62) 21 72782380

Weekly Economic Update

Presented By Economic Research Division of PEFINDO

pef-economic@pefindo.co.id

Macroeconomic Update	: Aulia Ikhsan/Fikri C Permana
Bond Market Update	: Wasis Kurnianto/Ahmad Nasrudin
Bonds Issuance & Maturity	: Wasis Kurnianto
News Analytics	: Khaerin

Disclaimer:

The rating contained in this report or publication is the opinion of PT Pemeringkat Efek Indonesia (PEFINDO) given based on the rating result on the date the rating was made. The rating is a forward-looking opinion regarding the rated party's capability to meet its financial obligations fully and on time, based on assumptions made at the time of rating. The rating is not a recommendation for investors to make investment decisions (whether the decision is to buy, sell, or hold any debt securities based on or related to the rating or other investment decisions) and/or an opinion on the fairness value of debt securities and/or the value of the entity assigned a rating by PEFINDO.

All the data and information needed in the rating process are obtained from the party requesting the rating, which are considered reliable in conveying the accuracy and correctness of the data and information, as well as from other sources deemed reliable. PEFINDO does not conduct audits, due diligence, or independent verifications of every information and data received and used as basis in the rating process. PEFINDO does not take any responsibility for the truth, completeness, timeliness, and accuracy of the information and data referred to. The accuracy and correctness of the information and data are fully the responsibility of the parties providing them.

PEFINDO and every of its member of the Board of Directors, Commissioners, Shareholders and Employees are not responsible to any party for losses, costs and expenses suffered or that arise as a result of the use of the contents and/or information in this rating report or publication, either directly or indirectly.

PEFINDO generally receives fees for its rating services from parties who request the ratings, and PEFINDO discloses its rating fees prior to the rating assignment. PEFINDO has a commitment in the form of policies and procedures to maintain objectivity, integrity, and independence in the rating process.

PEFINDO also has a "Code of Conduct" to avoid conflicts of interest in the rating process.

Ratings may change in the future due to events that were not anticipated at the time they were first assigned. PEFINDO has the right to withdraw ratings if the data and information received are determined to be inadequate and/or the rated company does not fulfill its obligations to PEFINDO. For ratings that received approval for publication from the rated party, PEFINDO has the right to publish the ratings and analysis in its reports or publication, and publish the results of the review of the published ratings, both periodically and specifically in case there are material facts or important events that could affect the previous ratings.

Reproduction of the contents of this publication, in full or in part, requires written approval from PEFINDO. PEFINDO is not responsible for publications by other parties of contents related to the ratings given by PEFINDO.