

WEEKLY ECONOMIC UPDATE

SECOND WEEK OF SEPTEMBER 2020

Presented by
Economic Research Division of PEFINDO



Contents

Macroeconomic Update

- Global Update
- Domestic Update
- Commodities Update
- Foreign Exchange Update
- Stocks Update

Bond Market Update

- Yield
- Index
- Government Bond

Bond Issuance & Maturity

- Bond Issuance
- Bond Maturity

News Analytics

- Industrial Sentiments
- Industrial News

01

05

08

14



GLOBAL

- President Donald Trump wants to separate the U.S. and China economies if he wins the presidential election. According to Trump, the United States lose billions of dollars when the country did business with China. He vowed that in the future his administration would prohibit federal contracts with companies that outsource to China. Trump's administration will make America into the manufacturing superpower of the world and will end its reliance on China.
- Morgan Stanley said that the global economy is likely to recover to pre-pandemic levels by early next quarter. The recovery has continued to gather momentum as countries get better at managing the virus. In the second quarter of 2021, the U.S economy could reach its pre-COVID 19 levels. Meanwhile, the entire developed countries could reach that level by the third quarter of next year. The prospective recovery is likely to be accompanied by stronger inflation.

DOMESTIC

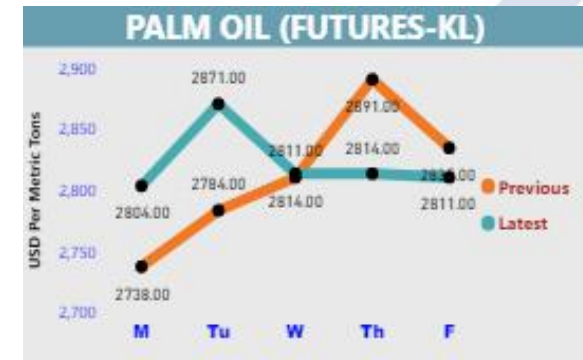
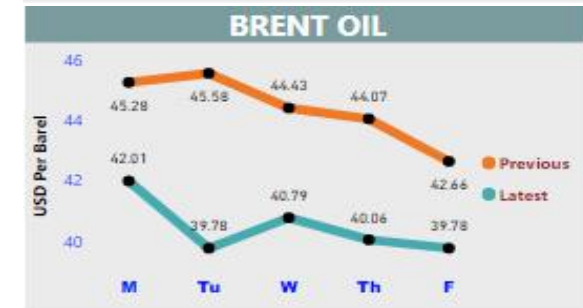
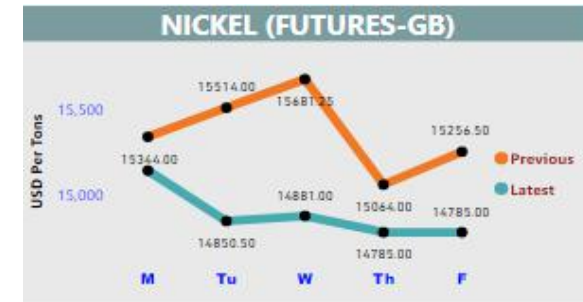
- Data from Bank Indonesia showed that Indonesia's foreign exchange reserves rose by 1.41% (MtM) to USD137 billion in August. Government foreign borrowing, tax collection, and proceeds from oil and gas boosted the foreign exchange reserves in the month. The amount would allow paying for 9.4 months of imports.

COMMODITIES

- Indonesia plans to revise its palm oil export levy rules to allow higher collection when price increase. However, the new levy collection will depend on export price. The levy will increase by USD5 every increase by USD25 on export price. The revision of palm oil export levy rules aims to finance the gap between the production cost of fuel made from palm oil and from the crude oil price as a historic drop in crude oil price this year has widened the gap.
- Natural Gas, the cleanest fossil fuel is losing its appeal to governments, utilities, and investors as flaring and methane leaks have tarnished its reputation. Just a few years ago, natural gas was hailed by rich nations as vital for the transition toward an economy that runs on renewable energy. The latest signs that natural gas lost its appeal are the cancellation of the giant Atlantic Coast pipeline in the U.S. and Ireland's decision to scrap backing for an import terminal this summer.



Previous : 08/31/20 – 09/04/20
Latest : 09/07/20 – 09/11/20

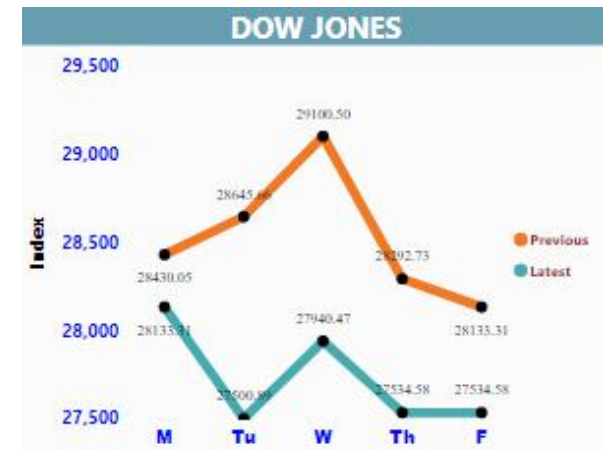

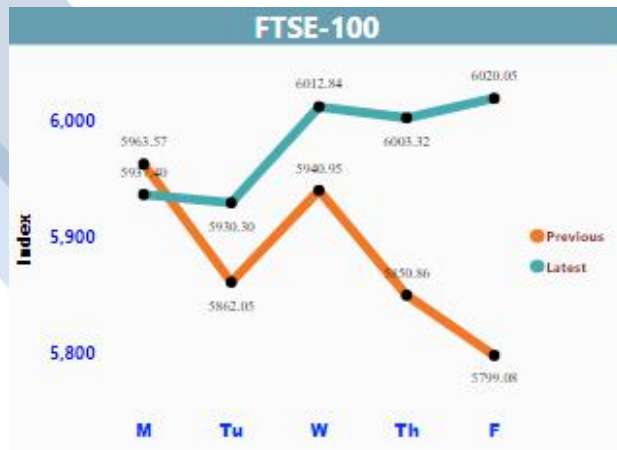
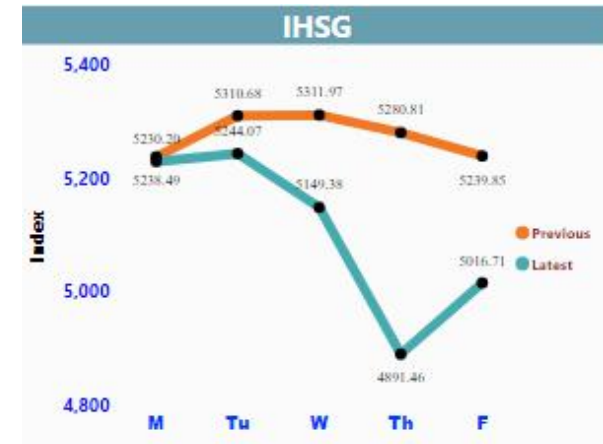


Source: Bloomberg & Investing (2020)



STOCKS

- Indonesian stock market dropped significantly on Thursday after Anies Baswedan, The Governor of Jakarta, announced that he will reimpose wide-scale social restriction (PSBB) in Indonesia's capital. The Jakarta Composite Index weakened by 5.01% to 4,891. It was pressured by the financial sector (-5.94%) and miscellaneous industry (-5.90%). Jakarta has recorded a daily average of over 1,000 new cases in September.



Previous : 08/31/20 – 09/04/20
 Latest : 09/07/20 – 09/11/20

Source: Bloomberg (2020)

FOREIGN EXCHANGE

- Indonesia rupiah depreciated 0.38% to IDR14,855 a U.S dollar on Thursday. The depreciation of rupiah was triggered by the plan to reimpose wide-scale social restriction (PSBB) in Jakarta on Monday, September 14, 2020. Indonesia's capital has recorded a daily average of over 1,000 new cases in September.



Previous : 08/31/20 – 09/04/20
Latest : 09/07/20 – 09/11/20

Source: Bloomberg (2020)

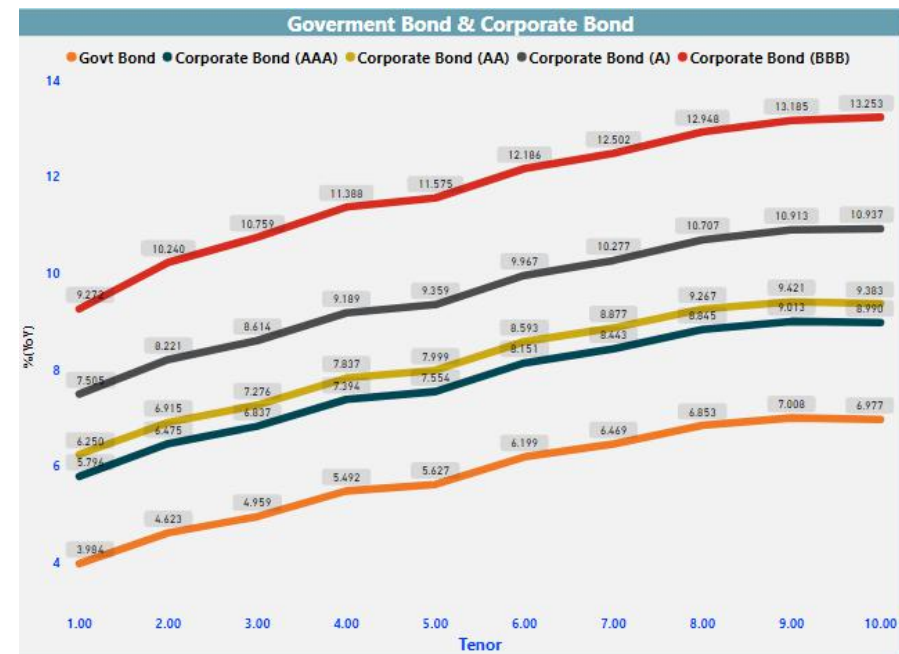
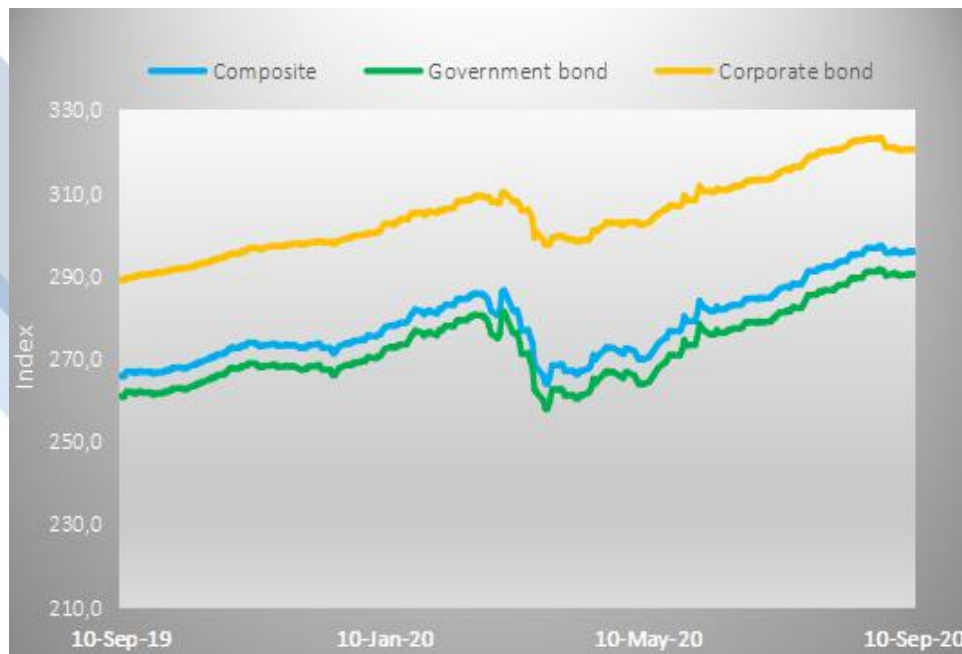
YIELD

- 10-year government bond yields up to 6.96% on Friday (9/11) from 6.93% on Friday (9/4). This increase is driven by the implementation of the Wide-Scale Social Restrictions (PSBB) that will be revised in total in DKI Jakarta. However, previously there was news that the Central Government would meet with the Provincial Government of DKI Jakarta to discuss the total PSBB issue. This led investors to release Government Securities (SBN) on Friday (11/9) so that yields increased.
- On Friday (9/11) the 10-year U.S. treasury yield down to 0.67% from 0.72% on Friday (9/4). This decline was boosted as investors monitored an array of economic data, along with the Senate blockage of a slimmed-down coronavirus relief bill and further volatility in equity markets. Data on Friday showed U.S. consumer prices increased solidly in August. The Labor Department said its consumer price index rose 0.4% last month, marking a third straight month of increase. In the 12 months through August, the CPI increased 1.3% after gaining 1.0% in July.



INDEX

Corporate bond yields up. For corporate bonds with AAA rating, the yield for the 9-10 year tenor was in range 8.99%-9.01%. In AA rated bonds with a 9-10 year tenor was in the range of 9.38%-9.42%. For A rated bonds with a 9-10 year tenor in the range of 10.91%-10.94%, and at BBB rating in range 13.19%-13.25%.



Note: average of a specific day with the same day of the previous week.

GOVERNMENT BOND

Government Bond Trading												Bond Trading - Corp			+ Most Active Traded Bonds		
View	Chart	TAGG / Hist	Export														
List	<Enter or select a list>			Type	Bonds												
Source	Indonesia (All Sources)			Bond Type	Govt												
Filters	No filters selected.																
Aggregated Trades		Individual Trades		Group	Country		Period	Custom		09/04/20 - 09/11/20							
Series	Ticker	Cpn	Maturity	Curr	Size	Price	Yield	Volume	Trds	Trds (1M)	Time	ISIN					
▼ INDONESIA (72 bonds)								101.41MMMM	5374								
11)	FR81	INDOGB	6.500	06/15/25	IDR	5MMM	104.100	5.504	21.3MMMM	207	853	09/11	IDG000013707				
12)	FR82	INDOGB	7.000	09/15/30	IDR	75MMM	100.250	6.965	15.34MMMM	434	1.63M	09/11	IDG000013806				
13)	FR87	INDOGB	6.500	02/15/31	IDR	20MMM	97.500	6.838	11.46MMMM	546	2.04M	09/11	IDG000015207				
14)	FR86	INDOGB	5.500	04/15/26	IDR	20MMM	99.700	5.562	5.04MMMM	94	331	09/11	IDG000015108				
15)	FR61	INDOGB	7.000	05/15/22	IDR	183.55MMM	104.250	4.323	4.08MMMM	35	151	09/11	IDG000010000				
16)	FR80	INDOGB	7.500	06/15/35	IDR	500MMM	100.650	7.425	4.06MMMM	473	1.6M	09/11	IDG000013509				
17)	255	INDOBL	ZERO	03/04/21	IDR	50MMM	98.160	--	4.04MMMM	30	78	09/11	IDQ000034702				
18)	FR70	INDOGB	8.375	03/15/24	IDR	3MMM	109.750	5.287	2.65MMMM	45	285	09/11	IDG000012006				
19)	PBS	INDOIS	5.450	01/15/22	IDR	50MMM	101.500	4.274	2.27MMMM	35	157	09/11	IDP000001109				
20)	PBS	INDOIS	6.500	05/15/21	IDR	132MMM	101.550	4.114	2.14MMMM	17	89	09/11	IDP000002404				
21)	FR77	INDOGB	8.125	05/15/24	IDR	10MMM	109.000	5.383	2.08MMMM	52	192	09/11	IDG000012808				
22)	FR56	INDOGB	8.375	09/15/26	IDR	141.58MMM	112.010	5.964	1.87MMMM	43	245	09/11	IDG000009507				
23)	FR68	INDOGB	8.375	03/15/34	IDR	20MMM	107.100	7.528	1.8MMMM	105	288	09/11	IDG000010802				
24)	FR64	INDOGB	6.125	05/15/28	IDR	30MMM	96.300	6.749	1.72MMMM	39	214	09/11	IDG000010307				
25)	FR63	INDOGB	5.625	05/15/23	IDR	50MMM	102.000	4.814	1.6MMMM	34	149	09/11	IDG000010208				
26)	pbs	INDOIS	6.500	05/15/23	IDR	50MMM	105.350	--	1.25MMMM	11	34	09/08	IDP000003907				
27)	FR73	INDOGB	8.750	05/15/31	IDR	67MMM	111.840	7.143	1.16MMMM	23	125	09/11	IDG000011701				
28)	FR84	INDOGB	7.250	02/15/26	IDR	20MMM	105.750	--	1.11MMMM	39	128	09/11	IDG000014309				

Australia 61 2 9777 8600 Brazil 5511 2395 9000 Europe 44 20 7330 7500 Germany 49 69 9204 1210 Hong Kong 852 2977 6000
Japan 81 3 4565 8900 Singapore 65 6212 1000 U.S. 1 212 318 2000 Copyright 2020 Bloomberg Finance L.P.
SN 735566 ICT GMT+7:00 GS11-2908-1 12-Sep-2020 14:48:09

BOND ISSUANCE

No.	Company	Instruments	Issued Date	Amount [IDR Billion]	Coupon [%]	Tenor [Years]	Rating
1	PT Medikaloka Hermina Tbk	Shelf Registration Bond I Phase I Year 2020 Series A	Sep-9-2020	425.50	8.00	3	idAA-
2	PT Medikaloka Hermina Tbk	Shelf Registration Bond I Phase I Year 2020 Series B	Sep-9-2020	21.00	8.50	5	idAA-
3	PT Tower Bersama Infrastructure Tbk	Shelf Registration Bond IV Phase I Year 2020 Series A	Sep-9-2020	231.00	6.30	1	AA-(idn)
4	PT Tower Bersama Infrastructure Tbk	Shelf Registration Bond IV Phase I Year 2020 Series B	Sep-9-2020	469.00	8.00	3	AA-(idn)
5	PT Jasa Marga (Persero) Tbk	Shelf Registration Bond II I Year 2020 Series A	Sep-9-2020	1,100.35	7.90	3	idAA-
6	PT Jasa Marga (Persero) Tbk	Shelf Registration Bond II Phase I Year 2020 Series B	Sep-9-2020	286.00	8.25	5	idAA-
7	PT Jasa Marga (Persero) Tbk	Shelf Registration Bond II Phase I Year 2020 Series C	Sep-9-2020	90.05	8.60	7	idAA-
8	PT Jasa Marga (Persero) Tbk	Shelf Registration Bond II Phase I Year 2020 Series D	Sep-9-2020	523.60	9.00	10	idAA-
9	PT Sinar Mas Multiartha Tbk	Shelf Registration Bond I Phase I Year 2020 Series A	Sep-9-2020	55.00	8.00	1	irAA
10	PT Sinar Mas Multiartha Tbk	Shelf Registration Bond I Phase I Year 2020 Series B	Sep-9-2020	55.00	8.50	2	irAA
11	PT Sinar Mas Multiartha Tbk	Shelf Registration Bond I Phase I Year 2020 Series C	Sep-9-2020	15.00	9.00	3	irAA
12	PT BFI Finance Indonesia Tbk	Shelf Registration Bond IV Phase III Year 2020 Series A	Sep-9-2020	437.00	8.00	1	A+(idn)
13	PT BFI Finance Indonesia Tbk	Shelf Registration Bond IV Phase III Year 2020 Series B	Sep-9-2020	395.00	9.50	3	A+(idn)
14	PT Perusahaan Listrik Negara (Persero)	Shelf Registration Bond IV Phase I Year 2020 Series A	Sep-9-2020	312.00	6.70	5	idAAA
15	PT Perusahaan Listrik Negara (Persero)	Shelf Registration Bond IV Phase I Year 2020 Series B	Sep-9-2020	28.00	7.25	7	idAAA
16	PT Perusahaan Listrik Negara (Persero)	Shelf Registration Bond IV Phase I Year 2020 Series C	Sep-9-2020	158.00	7.90	10	idAAA
17	PT Perusahaan Listrik Negara (Persero)	Shelf Registration Bond IV Phase I Year 2020 Series D	Sep-9-2020	841.00	8.65	15	idAAA

18	PT Perusahaan Listrik Negara (Persero)	Shelf Registration Bond IV Phase I Year 2020 Series E	Sep-9-2020	161.00	8.86	20	idAAA
19	PT Perusahaan Listrik Negara (Persero)	Shelf Registration Sukuk Ijarah IV Phase I Year 2020 Series A	Sep-9-2020	39.00	6.70	5	idAAA _(sy)
20	PT Perusahaan Listrik Negara (Persero)	Shelf Registration Sukuk Ijarah IV Phase I Year 2020 Series B	Sep-9-2020	35.00	7.25	7	idAAA _(sy)
21	PT Perusahaan Listrik Negara (Persero)	Shelf Registration Sukuk Ijarah IV Phase I Year 2020 Series C	Sep-9-2020	200.00	7.90	10	idAAA _(sy)
22	PT Perusahaan Listrik Negara (Persero)	Shelf Registration Sukuk Ijarah IV Phase I Year 2020 Series D	Sep-9-2020	56.00	8.65	15	idAAA _(sy)
23	PT Perusahaan Listrik Negara (Persero)	Shelf Registration Sukuk Ijarah IV Phase I Year 2020 Series E	Sep-9-2020	46.50	8.86	20	idAAA _(sy)
24	PT Polytama Propindo	Bond I Year 2020 Series A	Sep-10-2020	126.70	10.00	1	idBBB+
25	PT Polytama Propindo	Bond I Year 2020 Series B	Sep-10-2020	22.60	11.00	3	idBBB+
26	PT Polytama Propindo	Bond I Year 2020 Series C	Sep-10-2020	1.10	11.75	5	idBBB+
27	PT Polytama Propindo	Sukuk Ijarah I Year 2020 Series A	Sep-10-2020	150.90	10.00	1	idBBB+ _(sy)
28	PT Polytama Propindo	Sukuk Ijarah I Year 2020 Series B	Sep-10-2020	5.55	11.00	3	idBBB+ _(sy)
29	PT Mayora Indah Tbk	Shelf Registration Bond II Phase I Year 2020 Series A	Sep-10-2020	157.00	6.50	1	idAA
30	PT Mayora Indah Tbk	Shelf Registration Bond II Phase I Year 2020 Series B	Sep-10-2020	8.00	7.00	3	idAA
31	PT Mayora Indah Tbk	Shelf Registration Bond II Phase I Year 2020 Series C	Sep-10-2020	295.00	7.90	5	idAA
32	PT Mayora Indah Tbk	Shelf Registration Bond II Phase I Year 2020 Series D	Sep-10-2020	40.00	8.25	7	idAA
33	PT Merdeka Copper Gold Tbk	Shelf Registration Bond I Phase II Year 2020 Series A	Sep-10-2020	149.00	8.25	1	idA
34	PT Merdeka Copper Gold Tbk	Shelf Registration Bond I Phase II Year 2020 Series B	Sep-10-2020	151.00	10.25	3	idA
35	PT Wahana Ottomitra Multiartha Tbk	Shelf Registration Bond III Phase IV Year 2020 Series A	Sep-11-2020	328.00	8.00	1	AA-(idn)
36	PT Wahana Ottomitra Multiartha Tbk	Shelf Registration Bond III Phase IV Year 2020 Series B	Sep-11-2020	172.00	9.15	3	AA-(idn)

BOND MATURITY

No.	Company	Instruments	Maturity Date	Amount [IDR Billion]	Coupon [%]	Tenor [Years]	Rating
SEPTEMBER							
1	PT Telekomunikasi Indonesia (Persero) Tbk	MTN I Year 2018 Series B	Sep-4-2020	200.00	8.00	2	idAAA
2	PT Telekomunikasi Indonesia (Persero) Tbk	MTN Syariah Ijarah I Year 2018 Series B	Sep-4-2020	296.00	8.00	2	idAAA _(sy)
3	PT Oki Pulp & Paper Mills	MTN III Year 2018 Series A	Sep-5-2020	20.55	5.50	2	-
4	PT Mandala Multifinance Tbk	Shelf Registration Bond III Phase III Year 2019 Series A	Sep-7-2020	103.00	8.75	1	idA
5	PT Bumi Surya Cemerlang	MTN Year 2019 Series IV	Sep-7-2020	3.80	11.76	1	-
6	PT Sarana Multi Infrastruktur (Persero)	Shelf Registration Bond II Phase II Year 2019 Series A	Sep-8-2020	463.00	7.00	1	idAAA
7	PT Sarana Multi Infrastruktur (Persero)	Shelf Registration Sukuk Mudharabah I Phase III Year 2019 Series A	Sep-8-2020	423.00	7.00	1	idAAA _(sy)
8	Lembaga Pembiayaan Ekspor Indonesia	Shelf Registration Bond IV Phase VI Year 2019 Series A	Sep-13-2020	283.00	7.00	1	idAAA
9	Lembaga Pembiayaan Ekspor Indonesia	Shelf Registration Sukuk Mudharabah I Phase IV Year 2019	Sep-13-2020	150.00	7.00	1	idAAA _(sy)
10	PT Barata Indonesia (Persero)	MTN III Year 2019	Sep-14-2020	100.00	9.06	1	idBBB
11	PT Kimia Farma Tbk	MTN Phase I Year 2017	Sep-15-2020	400.00	8.10	3	idAA-
12	PT Gading Danalestari	MTN I Year 2017 Series A	Sep-15-2020	50.00	11.00	3	-
13	Lembaga Pembiayaan Ekspor Indonesia	Shelf Registration Bond II Phase VI Year 2015 Serieses C	Sep-16-2020	913.00	9.50	5	idAAA
14	PT Tower Bersama Infrastructure Tbk	Shelf Registration Bond II Phase III Year 2017	Sep-19-2020	700.00	8.40	3	AA-(idn)
15	PT Global Mediacom Tbk	Shelf Registration Bond I Phase II Year 2017	Sep-19-2020	250.00	11.00	3	idA
16	PT Global Mediacom Tbk	Shelf Registration Sukuk Ijarah I Phase II Year 2017	Sep-19-2020	150.00	6.40	3	idA _(sy)

17	PT Sucor Investama	MTN III Year 2017	Sep-19-2020	90.00	10.59	3	-
18	PT PP Properti Tbk	MTN VII Series A	Sep-20-2020	250.00	10.00	3	-
19	PT Permodalan Nasional Madani (Persero)	MTN XVIII Year 2018 Series A	Sep-27-2020	390.00	9.25	2	idA+
20	PT Timah Tbk	Shelf Registration Bond I Phase I Year 2017 Series A	Sep-28-2020	480.00	8.50	3	idA
21	PT Timah Tbk	Shelf Registration Sukuk Ijarah I Phase I Year 2017 Series A	Sep-28-2020	120.00	8.50	3	idA(sy)
22	PT PP Properti Tbk	MTN VII Series B	Sep-28-2020	50.00	10.00	3	-
23	PT Asietex Sinar Indopratama	MTN I Year 2017 Series C	Sep-30-2020	30.00	11.00	3	-
OCTOBER							
1	PT Adhi Persada Properti	MTN IV Year 2017	Oct-5-2020	625.00	10.50	3	idBBB-
2	PT Adira Dinamika Multi Finance Tbk	Shelf Registration Bond IV Phase VI Year 2019 Series A	Oct-14-2020	299.00	6.75	1	idAAA
3	PT Bank BTPN Tbk	Shelf Registration Bond III Phase II Year 2017 Series B	Oct-17-2020	900.00	7.50	3	AAA(idn)
4	PT Federal International Finance	Shelf Registration Bond III Phase II Year 2017 Series B	Oct-10-2020	971.00	7.50	3	idAAA
5	PT Finansia Multi Finance	MTN IV Phase I Year 2017	Oct-27-2020	397.00	13.50	3	idAA-
6	PT Gading Danalestari	MTN I Year 2017 Series B	Oct-25-2020	50.00	11.00	3	-
7	PT Hasjrat Multifinance	MTN II Series B	Oct-7-2020	400.00	9.75	2	-
8	PT J Resources Nusantara	MTN III Year 2017	Oct-2-2020	120.00	11.00	3	idA
9	PT Jasa Marga (Persero) Tbk	Bond XIV Year 2010 Series JM-10	Oct-12-2020	1,000.00	9.35	10	idAA-
10	PT Lontar Papyrus Pulp & Paper Industry	MTN I Year 2017	Oct-20-2020	1,000.00	10.50	3	idA
11	PT Pegadaian (Persero)	Shelf Registration Bond III Phase I Year 2017 Series B	Oct-3-2020	500.00	7.40	3	idAAA
12	PT Pindo Deli Pulp and Paper Mills	MTN I Year 2017	Oct-20-2020	1,000.00	10.50	3	-
13	PT PP Properti Tbk	MTN VIII	Oct-20-2020	200.00	10.15	3	-
14	PT Sarana Multigriya	Shelf Registration Bond IV Phase II Year 2017 Series B	Oct-13-2020	673.00	7.25	3	idAAA

	Finansial (Persero)						
15	PT Waskita Karya (Persero) Tbk	Shelf Registration Bond III Phase I Year 2017 Series A	Oct-6-2020	1,369.00	8.00	3	A-(idn)
16	PT Waskita Karya (Persero) Tbk	Shelf Registration Bond I Phase II Year 2015 Series B	Oct-16-2020	1,150.00	11.10	5	idBBB+
17	PT Waskita Toll Road	MTN II Year 2019	Oct-1-2020	200.00	10.35	1	idBBB
18	PT Wika Realty	MTN VI Year 2017	Oct-27-2020	500.00	9.75	3	idBBB-
NOVEMBER							
1	PT Sri Rejeki Isman Tbk	MTN Phase I Year 2017	Nov-1-2020	USD30.00 mn	5.80	3	A+(idn)
2	PT Astra Sedaya Finance	Shelf Registration Bond III Phase IV Year 2017 Series B	Nov-2-2020	625.00	7.50	3	AAA(idn)
3	PT Bank CIMB Niaga Tbk	Shelf Registration Bond II Phase III Year 2017 Series B	Nov-2-2020	657.00	7.50	3	idAAA
4	PT Astra Sedaya Finance	Shelf Registration Bond IV Phase III Year 2019 Series A	Nov-3-2020	520.18	6.65	1	idAAA
5	PT Bussan Auto Finance	Bond I Year 2017 Series B	Nov-3-2020	350.00	7.75	3	idAA
6	PT PP Properti Tbk	MTN IX	Nov-3-2020	213.00	9.75	3	-
7	PT Marga Lingkar Jakarta	Bond I Year 2017 Series A	Nov-8-2020	200.00	7.45	3	idAAA(sf)
8	PT Wika Realty	MTN V Year 2017	Nov-8-2020	250.00	10.35	3	idBBB-
9	PT BFI Finance Indonesia Tbk	Shelf Registration Bond III Phase III Year 2017 Series C	Nov-9-2020	400.00	7.75	3	AA-(idn)
10	PT Indosat Tbk	Shelf Registration Bond II Phase II Year 2017 Series B	Nov-9-2020	673.00	7.45	3	idAAA
11	PT Indosat Tbk	Shelf Registration Sukuk Ijarah II Phase II Year 2017 Series B	Nov-9-2020	260.00	7.45	3	idAAA _(sy)
12	PT Lembaga Pembiayaan Ekspor Indonesia	Shelf Registration Bond IV Phase VII Year 2019 Series A	Nov-9-2020	600.00	7.00	1	idAAA
13	PT Pupuk Indonesia (Persero)	Shelf Registration Bond I Phase II Year 2017 Series A	Nov-9-2020	2,601.50	7.50	3	AAA(idn)
14	PT Sarana Multi Infrastruktur (Persero)	Shelf Registration Bond II Phase III Year 2019 Series A	Nov-10-2020	654.50	6.75	1	idAAA
15	PT BCA Finance	Shelf Registration Bond III Phase I Year 2019 Series A	Nov-12-2020	842.00	6.75	1	idAAA
16	PT Maybank Indonesia	Shelf Registration Bond I Phase I Year 2015 Series B	Nov-12-2020	200.00	10.90	5	AA+(idn)

	Finance						
17	PT Maybank Indonesia Finance	Shelf Registration Bond I Phase IV Year 2017 Series A	Nov-15-2020	1,150.00	7.65	3	AA+(idn)
18	PT Sarana Multi Infrastruktur (Persero)	Shelf Registration Bond I Phase II Year 2017 Series B	Nov-15-2020	4,455.00	7.40	3	idAAA
19	PT PP Properti Tbk	MTN X	Nov-16-2020	200.00	9.75	3	-
20	PT Bank Rakyat Indonesia (Persero) Tbk	Shelf Registration Bond III Phase I Year 2019 Series A	Nov-17-2020	737.85	6.50	1	idAAA
21	PT Bussan Auto Finance	Bond III Year 2019 Series A	Nov-18-2020	300.00	6.95	1	idAA
22	Perum Perumnas	MTN XI Year 2019 Series A	Nov-18-2020	150.00	8.59	1	-
23	PT Sarana Multigriya Finansial (Persero)	SBK I Year 2019	Nov-20-2020	120.00	7.00	1	idA1+
24	PT Indah Kiat Pulp & Paper Tbk	MTN I Year 2017	Nov-22-2020	389.00	10.25	3	-
25	PT Pindad (Persero)	MTN Year 2017 Series A	Nov-23-2020	300.00	9.25	3	idA-
26	PT Lautan Luas Tbk	Shelf Registration Bond II Phase II Year 2017 Series A	Nov-28-2020	364.50	9.00	3	idA-
27	PT Perusahaan Pengelola Aset (Persero)	SBK I Year 2019	Nov-28-2020	100.00	7.50	1	idA1
28	PT Pindad (Persero)	MTN Year 2017 Series B	Nov-28-2020	107.00	9.25	3	idA-
29	PT Summarecon Agung Tbk	Shelf Registration Bond II Phase II Year 2017	Nov-28-2020	800.00	8.80	3	idA
30	Perum Perumnas	MTN XI Year 2019 Series B	Nov-30-2020	200.00	8.59	1	-
31	PT Pindad (Persero)	MTN Year 2017 Series C	Nov-30-2020	75.00	9.25	3	idA-



Description :

Bnk : Banking

CPO : Crude Palm Oil

Trn : Transportation

Elec :Electricity

Coal : Coal

Mng : Mining

Auto : Automotive

F&B : Food & Beverage

H&T : Hotel & Tourism

Fnc : Financing

PL&A : Plantation & Agriculture

O&G : Oil & Gas

Inc : Insurance

M&G : Metal & Gold

Msmd : Mass Media

Mnc : Municipal

Cons :Construction

Tlc : Telecommunication

Trd : Toll Road

PO&A : Port Authority & Airport

Ppt : Property

Nkl : Nickel

Trd : Trading

Utl : Utilities



Industries	Hot News	News Polarized	
		Positive	Negative
Transportation		<p>Industri Penerbangan Mulai Bergairah. Hal ini, terlihat dari pertumbuhan penumpang maupun trafik penerbangan di sejumlah bandara.</p>	<p>Napas Maskapai Makin Berat. Hal ini, seiring dengan keputusan Pemerintah Provinsi DKI Jakarta yang menerapkan Kembali PSBB. Karena penyebaran virus korona semakin meningkat.</p>
Automotive		<p>Pasar Mobil Bekas Perlahan Mulai Ngegas. Permintaan mobil bekas Kembali ramai karena dua faktor yaitu, <i>pertama</i>, kebutuhan akan kendaraan pribadi saat korona untuk menghindari kontak langsung dengan kerumunan di fasilitas transportasi publik. <i>Kedua</i>, terkait regulasi ganjil-genap, masyarakat jadi perlu nambah kendaraan lagi.</p>	<p>Ekspor Kendaraan Turun US\$1,2 Miliar. Penurunan ini membuat kontribusinya terhadap ekspor non migas juga turun menjadi 3,85% dari sebelumnya 5,11%.</p>
Trading		<p>Indonesia Berpeluang Tingkatkan Ekspor ke Argentina. Hal ini, seiring dengan langkah pemerintah negara tersebut yang hendak memaksimalkan kinerja industri mereka, terutama di sektor konstruksi dan otomotif. Kebijakan tersebut bisa menjadi peluang bagi eksportir Indonesia untuk memasok bahan baku yang dibutuhkan industri di sana.</p>	<p>Tujuan Ekspor Amerika Selatan Prospektif. Pasalnya, terdapat sejumlah situasi yang `memaksa` negara-negara target ekspor tersebut untuk mengimpor sejumlah produk dari Tanah Air, sehingga bisa dilirik sebagai potensi untuk meningkatkan perdagangan.</p>
Plantation & Agriculture		<p>Jagung dan Kedelai Terus Melaju. Hal ini disebabkan oleh bencana alam angin topan yang melanda perkebunan jagung dan kedelai terbesar di China selama dua pekan berturut-turut dan merusak hasil panen di sana. Serta banjir yang melanda di Kawasan tersebut</p>	

Industries	Hot News	News Polarized	
		Positive	Negative
CPO		<p>membuat jalur transportasi untuk distribusi komoditas terganggu. Kekurangan pasokan jagung dari dalam negeri pun membuat China berpotensi menambah impor komoditas tersebut.</p> <p>Harga CPO Naik, Kinerja Kian Subur. Hal ini terjadi karena cadangan CPO global menurun sejak awal tahun. Penurunan cadangan ini terjadi akibat panen terganggu cuaca panas ekstrem di tahun lalu yang berimplikasi ke tahun ini.</p>	<p>Harga CPO Urung Terungkit. Hal ini, salah satunya disebabkan oleh penutupan restoran dan hotel selama COVID-19 telah mengurangi permintaan minyak nabati. Penurunan terutama terjadi pada konsumen terbesar dunia, yaitu India.</p>
Coal	<p>Area Pertambangan Bisa Diperluas dan Menciut. Hal ini, terkait RPP minerba yang berisi tata cara perizinan perluasan atau penciutan wilayah tambang. Keberadaan RPP Minerba ini akan membawa suasana positif bagi industri tambang batubara. Karena perusahaan tambang bisa lebih efisien dalam menggunakan lahan tambangnya yang sudah tidak produktif bisa dikembalikan lagi ke pemerintah.</p>	<p>Prospek Batubara Mulai Hot Lagi. Hal ini, karena permintaan yang mulai naik menjelang musim dingin. Maka potensi kenaikan harga batubara juga akan berlanjut menjelang akhir tahun. Apalagi, ekonomi importir terbesar batubara China, menunjukkan perbaikan.</p>	<p>Beban Baru Pengusaha Mineral dan Batubara. Beban baru bagi perusahaan batubara tersebut adalah, pungutan dana ketahanan cadangan minerba. Ada pula kewajiban reklamasi pascatambang dengan tingkat keberhasilan 100% bagi pemegang KK dan PKP2B yang dapat perpanjangan kontrak dalam bentuk UIPK.</p>
Oil & Gas	<p>Perusahaan Migas Dunia Berminat Cek Potensi Migas Indonesia. Keberhasilan menggaet investor baru ke tanah air menunjukkan bahwa potensi migas Indonesia dinilai masih sangat menarik.</p>	<p>Serapan Gas Domestik Kian Terpadu. Ini terkait kebijakan pemerintah yang menghapus PPN impor LNG. hal ini diyakini bakal mempercepat penyerapan gas di dalam negeri sekaligus menguntungkan konsumen. Karena komponen PPN cukup signifikan dalam</p>	<p>Impor Migas Berpotensi Meningkat. Hal ini, karena Indonesia melalui Kementerian ESDM memutuskan tidak menggelar lelang wilayah kerja minyak dan gas bumi pada tahun ini. Dengan begitu, volume impor migas berpotensi meningkat.</p>

Industries	Hot News	News Polarized	
		Positive	Negative
Metal & Gold	<p>Kenaikan Harga Logam Industri Awal September Bisa Berlanjut. Kenaikan harga komoditas industri menjadi tanda pemulihan ekonomi. Ekonomi mulai pulih karena ada suntikan stimulus dari berbagai bank sentral di seluruh dunia.</p>	<p>pembentukan harga LNG. Investasi Emas Masih Relevan. Hal ini, salah satunya disebabkan oleh jumlah uang beredar yang cukup di pasar, suku bunga yang lebih rendah, dan ketidakpastian makro yang akan tetap mendorong harga emas bergerak naik.</p>	<p>Menuntut Keadilan Regulasi Penyiaran. Hal ini, bermula Ketika media Televisi RCTI dan i-News mengajukan gugatan Uji Materi UU Penyiaran ke Mahkamah Konstitusi. Gugatan mereka mengenai definisi penyiaran yang menasar penyelenggaraan <i>over the top</i> (OTT), seperti Netflix dan Youtube termasuk media sosial, dinilai bisa memicu masalah yang mengancam kebebasan masyarakat. AAUI: Lini Asuransi Kredit Penyumbang Klaim Terbesar. Kenaikan klaim dari asuransi kredit karena <i>default</i> dan wanprestasi yang juga naik dari perbankan dan perusahaan pembiayaan. Waspada, Kredit Macet Mengintai Bank BUMN. Peningkatan rasio kredit macet ini dari beberapa debitur besar segmen komersial. Terbesar dari perusahaan penyedia alat berat industri batubara.</p>
Mass Media		<p>Mass Media Menuju Era Digital. Hal ini, seiring dengan makin canggihnya teknologi informasi, sehingga masyarakat cukup mengakses informasi dari genggaman tangan. Namun, mesti media digital berkembang pesat, tentu media konvensional tidak akan sepenuhnya ditinggalkan. Karena masing-masing mempunyai pangsa pasarnya sendiri-sendiri.</p>	
Insurance		<p>Semester I, Premi Reasuransi Umum Naik 23%. Peningkatan premi reasuransi umum utamanya didukung dari lini reasuransi kredit. Selain itu, reasuransi harta benda juga menjadi kontributor pertumbuhan premi di industri reasuransi umum.</p>	
Banking		<p>Realisasi KUR Hingga Agustus Capai Rp103,17 Triliun. Realisasi KUR tersebut disalurkan kepada tiga juta debitur dengan total <i>outstanding</i> sebesar Rp88,5 triliun.</p>	
	<p>Tantangan Bank Besar Jaga Kecukupan Modal. Hal ini, demi menjaga kemampuan untuk mengcurkan kredit dan mencetak laba.</p>		



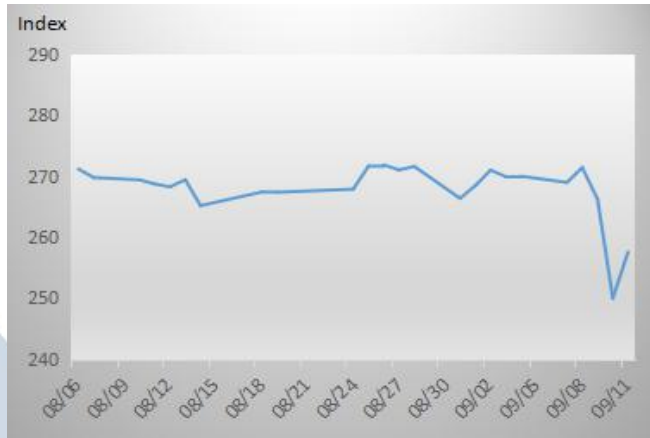
Industries	Hot News	News Polarized	
		Positive	Negative
Multifinance			Industri Non Bank Terantuk PSBB Jilid Dua. Maksud PSBB ini baik, yaitu berupaya mengerem pertumbuhan masyarakat yang tersengat wabah korona. Namun, di sisi lain, industri IKNB seperti <i>multifinance</i> masih tertatih-tatih menjalankan bisnisnya pasca usainya PSBB periode pertama.
Hotel & Tourism		Kinerja Emiten Perhotelan Membaik di Bulan Agustus. Ini terjadi seiring Kembali berjalannya aktivitas ekonomi.	
Food & Beverage		Industri Mamin Hanya Tumbuh 1%. Hal ini, dipicu oleh pandemi COVID-19 di tanah air yang telah menekan ekonomi Indonesia.	
Toll Road		PPJT Diteken, Konstruksi Tol Solo-Yogya Mulai Oktober. Tol Solo-Yogya ini adalah sarana untuk mempermudah akses masyarakat menuju bandara NYIA ke Yogya dan Solo dan sekitarnya.	
Property		Tapera Berpotensi Urai Isu Backlog Perumahan. Peralnya, dengan mengikuti program TAPERA, pemerintah jadi mengetahui berapa kebutuhan rumah masyarakat. Selain itu, pengembang jadi mengetahui daerah mana saja yang <i>demand</i> rumah. Jangan sampai membangun rumah yang tidak ada <i>demand</i> nya.	REI DKI Jakarta Minta Pemerintah Bergerak Cepat. Gerak cepat pemerintah sangat diperlukan. Permudah perizinan. Sebab, akibat pandemi, kondisi Sebagian besar anggota REI terutama di DKI Jakarta semakin melemah akibat penurunan aktivitas ekonomi. Tingkat penjualan <i>drop</i> , sementara biaya yang harus dikeluarkan tetap.

Industries	Hot News	News Polarized	
		Positive	Negative
Telecommunication	<p>Perizinan Ruwet, Ekspansi Jaringan Internet Macet.</p> <p>Isu terbaru, justru ada peraturan daerah yang menetapkan pengenaan biaya sewa jaringan yang besaran biayanya tiap-tiap daerah berbeda-beda. Di sisi lain, pemda harusnya mendukung pembangunan infrastruktur telekomunikasi, terutama di daerah yang kurang komersial.</p>	<p>Implementasi Teknologi 5G Efisienkan Sektor Industri.</p> <p>Karena, teknologi 5G sudah lama digadagadag akan menjadi sebuah teknologi yang dapat membantu kegiatan manusia sehari-hari menjadi lebih cepat dan efisien. Ditambah lagi, kemudahan dalam mengakses informasi melalui internet dengan cepat kapan kapan saja, selama terhubung dengan jaringan internet.</p>	<p>Operator Kepepet Harga Internet.</p> <p>Hal ini, terjadi karena pemerintah menawarkan kuota data untuk pembelajaran jarak jauh seharga Rp1000/GB. Harga tersebut dinilai terlalu murah, dan belum bisa menutupi biaya operasional. Pasalnya, dalam menghadirkan layanan ke pelanggan, operator seluler mengeluarkan biaya beragam antara Rp5000-Rp8000 /GB.</p>

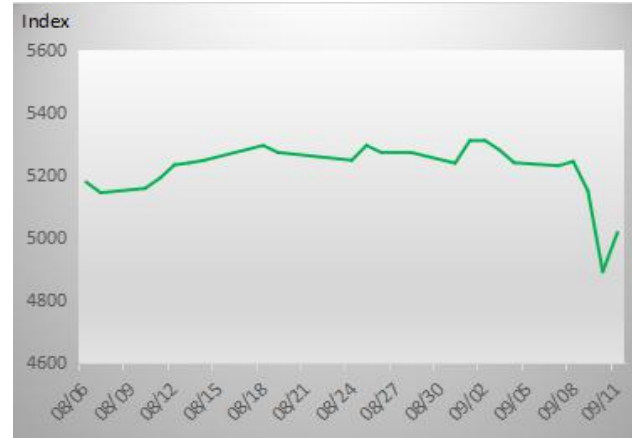
Source: *Bisnis Indonesia, Investor Daily, dan Kontan (2020)*



PEFINDO25



IHSG



PEFINDO i-Grade



Period	Unit	IHSG	PEFINDO25	PEFINDO i-Grade
8/14/2020	% (WoW)	2.02%	-1,71%	4.02%
8/19/2020	% (WoW)	0.48%	0.83%	1.04%
8/28/2020	% (WoW)	0.00%	1.59%	2.29%
9/4/2020	% (WoW)	-0.63%	-0.60%	-3.30%
9/11/2020	% (WoW)	-4.26%	-4.61%	-5.98%



Indonesia Rating Highlight (IRH)



Published 2 (two) times a year. Including a rating report from active companies rated.

Publication

In addition to rating services, PEFINDO also publishes two magazines: Indonesia Rating Highlight (IRH) and Indonesia Sectoral Review (ISR). The publication of these magazines is aimed to cater to investors' needs in obtaining information on micro and macro-economic conditions of Indonesia. Both magazines also offer risk analysis in relation to certain industrial sectors. In addition, get our research such as research on demand services.

Indonesia Sectoral Review (ISR)



Published 6 (six) times a year. Containing economic and monetary, bond markets, sectoral review, and company review.

To subscribe, contact:
PEFINDO Marketing Team:
(+ 62) 21 72782380

Weekly Economic Update

Presented By Economic Research Division of PEFINDO

pef-economic@pefindo.co.id

Macroeconomic Update	: Aulia Ikhsan/Fikri C Permana
Bond Market Update	: Wasis Kurnianto/Ahmad Nasrudin
Bonds Issuance & Maturity	: Wasis Kurnianto
News Analytics	: Khaerin

Disclaimer:

The rating contained in this report or publication is the opinion of PT Pemeringkat Efek Indonesia (PEFINDO) given based on the rating result on the date the rating was made. The rating is a forward-looking opinion regarding the rated party's capability to meet its financial obligations fully and on time, based on assumptions made at the time of rating. The rating is not a recommendation for investors to make investment decisions (whether the decision is to buy, sell, or hold any debt securities based on or related to the rating or other investment decisions) and/or an opinion on the fairness value of debt securities and/or the value of the entity assigned a rating by PEFINDO.

All the data and information needed in the rating process are obtained from the party requesting the rating, which are considered reliable in conveying the accuracy and correctness of the data and information, as well as from other sources deemed reliable. PEFINDO does not conduct audits, due diligence, or independent verifications of every information and data received and used as basis in the rating process. PEFINDO does not take any responsibility for the truth, completeness, timeliness, and accuracy of the information and data referred to. The accuracy and correctness of the information and data are fully the responsibility of the parties providing them.

PEFINDO and every of its member of the Board of Directors, Commissioners, Shareholders and Employees are not responsible to any party for losses, costs and expenses suffered or that arise as a result of the use of the contents and/or information in this rating report or publication, either directly or indirectly.

PEFINDO generally receives fees for its rating services from parties who request the ratings, and PEFINDO discloses its rating fees prior to the rating assignment. PEFINDO has a commitment in the form of policies and procedures to maintain objectivity, integrity, and independence in the rating process.

PEFINDO also has a "Code of Conduct" to avoid conflicts of interest in the rating process.

Ratings may change in the future due to events that were not anticipated at the time they were first assigned. PEFINDO has the right to withdraw ratings if the data and information received are determined to be inadequate and/or the rated company does not fulfill its obligations to PEFINDO. For ratings that received approval for publication from the rated party, PEFINDO has the right to publish the ratings and analysis in its reports or publication, and publish the results of the review of the published ratings, both periodically and specifically in case there are material facts or important events that could affect the previous ratings.

Reproduction of the contents of this publication, in full or in part, requires written approval from PEFINDO. PEFINDO is not responsible for publications by other parties of contents related to the ratings given by PEFINDO.