

WEEKLY ECONOMIC UPDATE

FIFTH WEEK OF AUGUST 2021

Presented by
Economic Research Division of PEFINDO



Contents

Macroeconomic Update

- Global Update
- Domestic Update
- Commodities Update
- Foreign Exchange Update
- Stocks Update

Bond Market Update

- Yield
- Index
- Government Bond

Bond Issuance & Maturity

- Bond Issuance
- Bond Maturity

News Analytics

- Industrial Sentiments
- Industrial News

01

05

08

14



GLOBAL

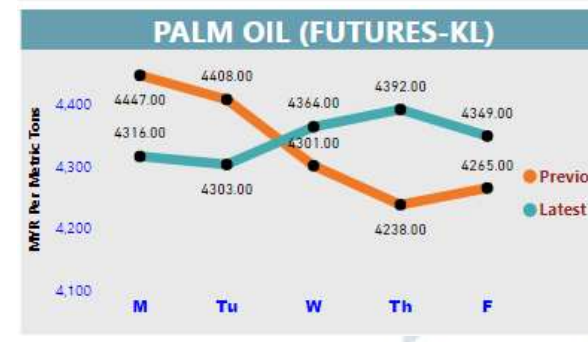
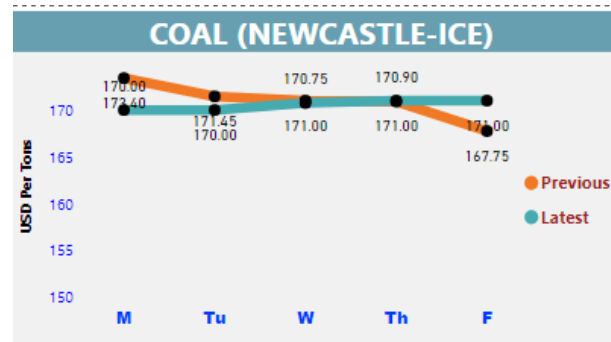
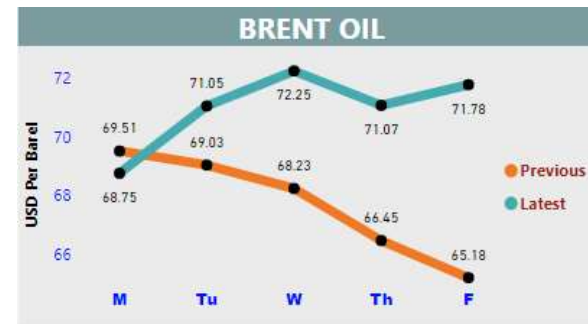
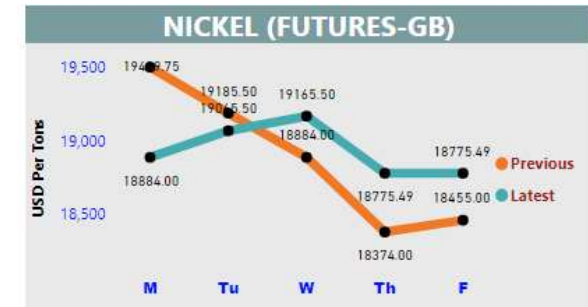
- Business activity in the Eurozone dropped in August. The purchasing managers' index (PMI) Composite slipped to 59.5 in the month, just under the strong 60.2 figure given in July. It was explained in part by some business concern over the effects of the delta variant of the coronavirus, but especially by demand outstripping supply as activity bounced back vigorously in the 19-nation Eurozone.
- Germany's export to China declined by 3.9% (YoY) to 8.4 billion euros or around USD9.9 billion. It is the first decline in exports to China, Germany's second biggest sales market outside the European Union, and it was the biggest slump since May 2020, when the world was gripped in the first wave of the coronavirus pandemic. Meanwhile, exports to the United States grew by 15.3% (YoY) to 10.8 billion euros.

DOMESTIC

- Liquidity or broad money (M2) in July 2021 was maintained. The position of M2 in the month was IDR7,149 trillion or grew 8.9% (YoY). The growth is affected by Net Foreign Assets and credit channeling. Net Foreign Assets grew 4.3% (YoY), while credit channeling grew 0.3% (YoY).

COMMODITIES

- Brent futures rose 3.4% to USD71.05 while West Texas Intermediate futures gained 2.9% to USD67.54 (8/24). World oil prices rose around 3% on Tuesday as full U.S. regulatory approval of the Pfizer/BioNTech for Covid-19 and China's apparent success in fighting the delta variant of the coronavirus boosted demand sentiment. Also supporting oil prices, a fire on an oil platform off Mexico on Sunday has cut state-run Pemex's oil production by about 25%.
- Indonesia had planned to increase bio-content in its palm oil-based biodiesel to 40% in July this year. However, the plan may face further delays after the high price of the vegetable oil. Malaysian palm oil futures have been trading around 4,300 ringgit recently, about 60% higher than a year earlier. If the price stayed constant, mixing 40% Fatty Acid Methyl Ester (FAME) for B40 would require around IDR60 trillion (USD4.16 billion), while adopting B40 would likely boost palm oil prices by shrinking global supply, making the program too costly.



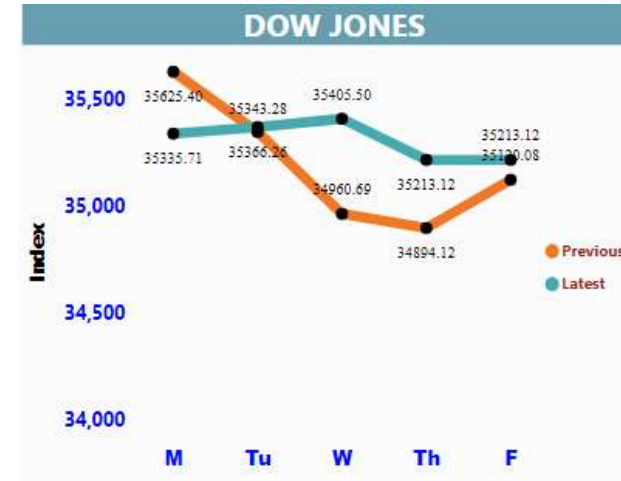
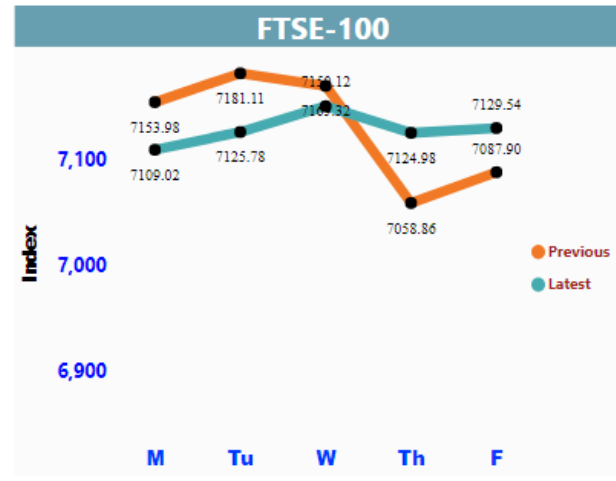
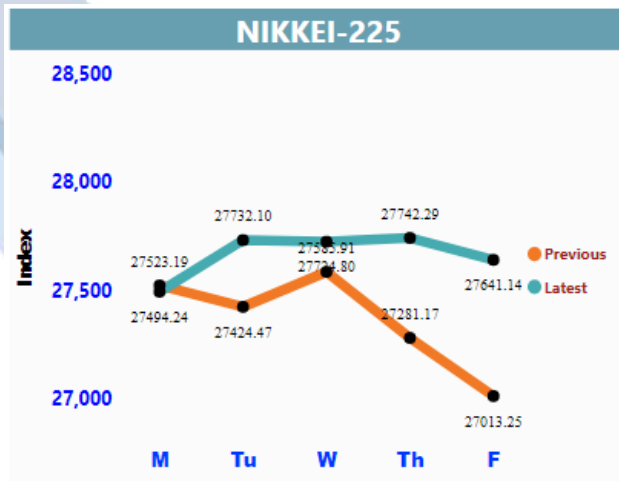
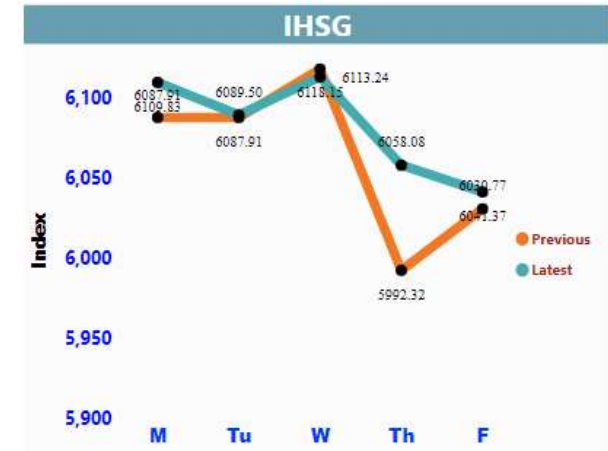
Source: Bloomberg & Investing (2021)

Previous : 08/16/21 – 08/20/21
Latest : 08/23/21 – 08/27/21



STOCKS

- The Jakarta Composite Index weakened 0.33% to 6,089.50 on Tuesday. The country's equities fell as investors kept a cautious stance after the government extended its fiscal deficit financing arrangement with Bank Indonesia. BI would buy bonds to finance Covid-19 relief measures. The return of "burden sharing" is likely to reignite medium-term concerns about BI's independence.

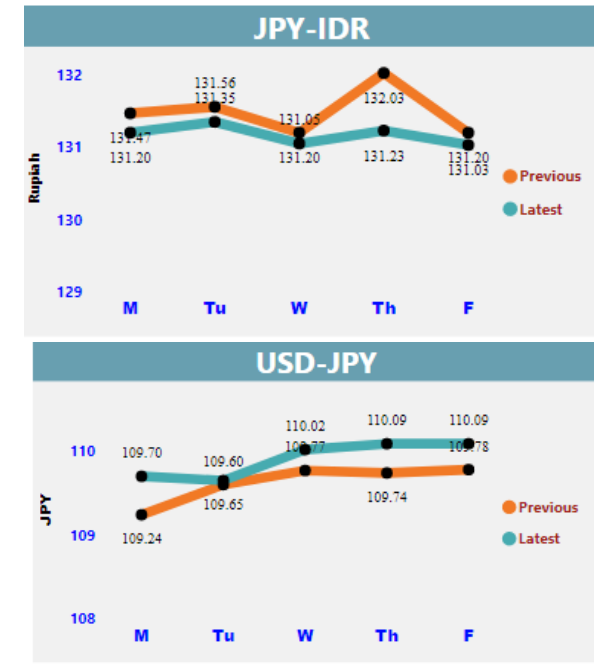
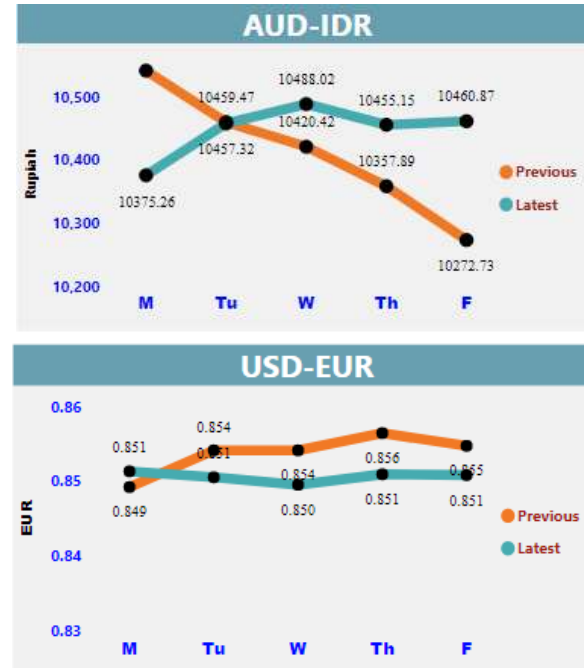
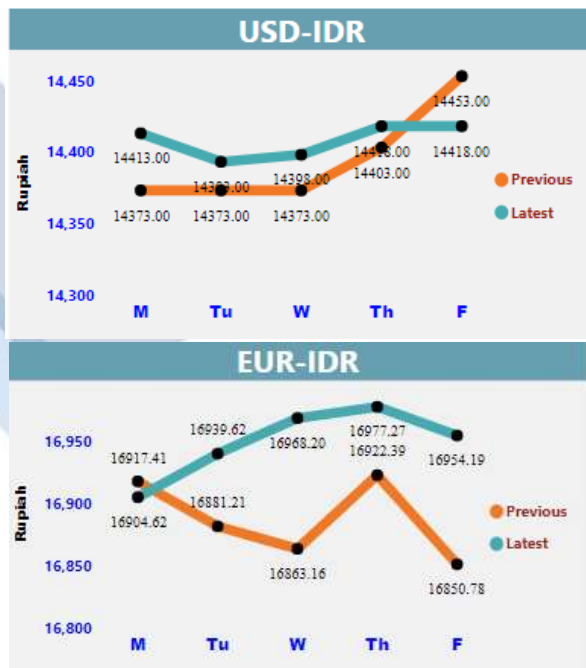


Previous : 08/16/21 – 08/20/21
 Latest : 08/23/21 – 08/27/21

Source: Bloomberg (2021)

FOREIGN EXCHANGE

- U.S. Dollar index that tracks the greenback against a basket of other currencies rose 0.08% to 92.903 (8/26). The dollar was up on Thursday morning in Asia after The FDA had approved the Pfizer Inc/BioNTech SE Covid-19 vaccine earlier in the week, and it improved investors sentiment. However, it remained near a one-week low as concerns over Covid-19's impact on the global economic recovery receded.

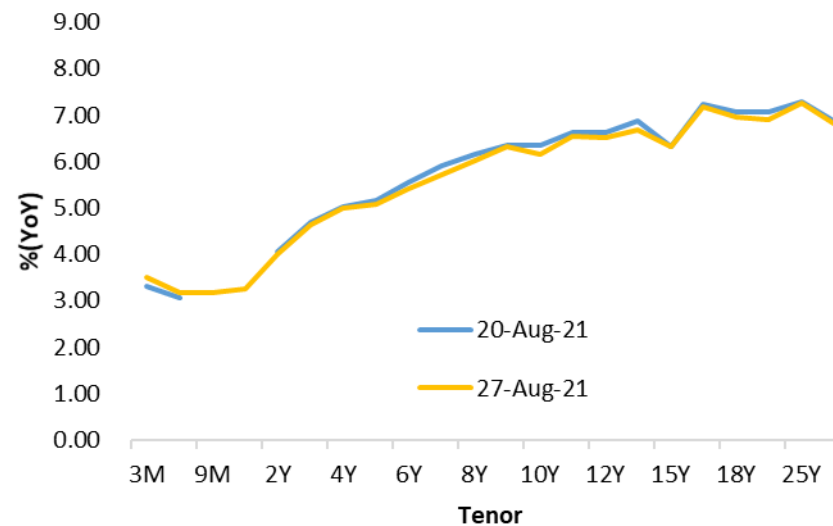


Previous : 08/16/21 – 08/20/21
Latest : 08/23/21 – 08/27/21

Source: Bloomberg (2021)

YIELD

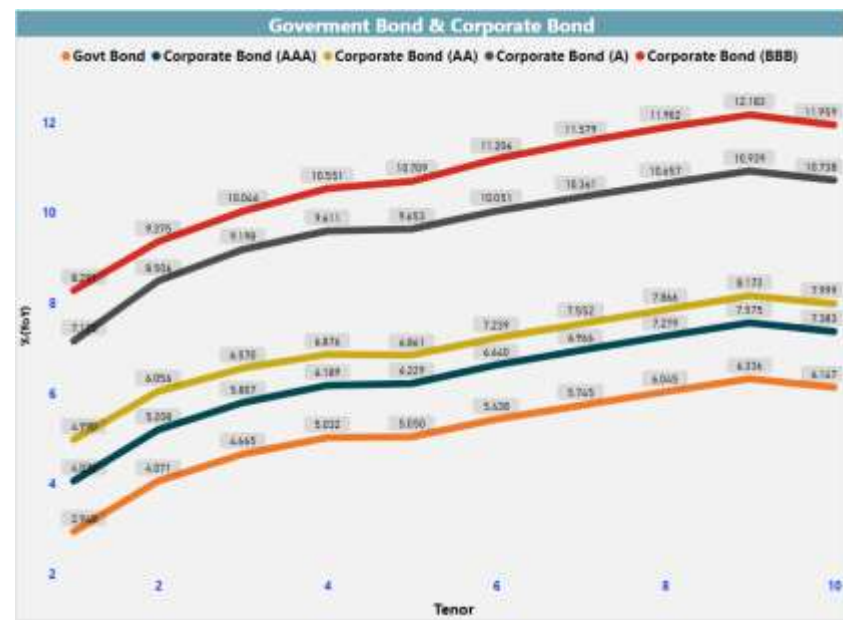
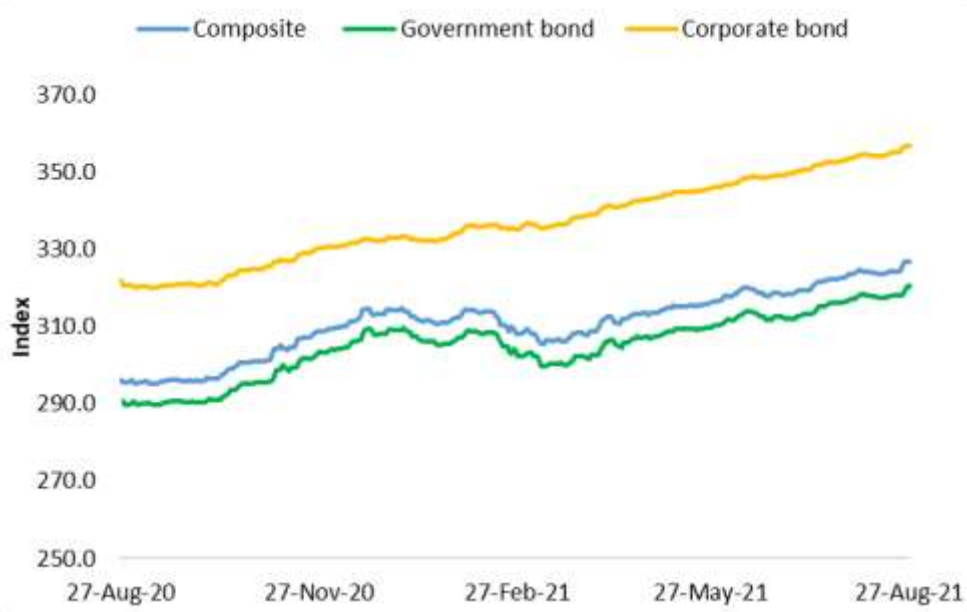
- 10-year government bond yields down to 6.17% on Friday (8/27) from 6.37% on Friday (8/20) in the midst of the development of Covid-19 in Indonesia which is getting better. The development of Covid-19 has shown a downward trend in the last few weeks by implementing the Enforcement of Restrictions on Community Activities (PPKM). This is in line with the government's ongoing vaccination program to prevent the spread of Covid-19. This is reflected in data from the Indonesia Composite Bond Index (ICBI) which showed an upward trend at the level of 326.96 (8/26) or an increase of 0.07% on the previous day. In addition, Bank Indonesia (BI) noted that foreign capital inflows into the Indonesian financial market amounted to IDR7.67 trillion in the period 23-26 August 2021. This foreign capital inflow consisted of investments into state securities (SBN) of IDR7.18 trillion and shares of IDR0.49 trillion. Meanwhile, the risk premium for investment, namely the five-year Indonesian Credit Default Swaps (CDS) indicator, declined to a level of 71.18 basis points (bps) on August 26, 2021 from 72.67 bps on August 20, 2021.
- On Friday (8/27) the 10-year U.S. treasury yield up to 1.34% from 1.24% on Friday (8/20) amid caution ahead of the Jackson Hole symposium. The Jackson Hole symposium will take place on Friday (27/8) evening Indonesian time, which will be attended by central bankers from around the world to discuss the monetary policies of each country. In this event, Fed Chair Jerome Powell will deliver a speech entitled "The Economic Outlook" whose contents are expected to allude to the US\$120 billion monthly bond purchase program that the Fed has been running so far. Investors will be watching Fed Chair Jerome Powell's speech when he will start rolling out the tapering program.





INDEX

In the fourth week of August 2021, corporate bond yields with AAA rating, the yield for the 9-10 year tenor was in range 7.38%-7.58%. In AA rated bonds with a 9-10 year tenor was in the range of 8.00%-8.17%. For A rated bonds with a 9-10 year tenor in range 10.74%-10.94%, and at BBB rating in range 11.96%-12.18%.



Note: average of a specific day with the same day of the previous week.



GOVERNMENT BOND

View TAGG / Hist Export Most Active Traded Bonds

Government Bond Trading Bond Trading - Corp New View +

List <Enter or select a list> Type Bonds

Source Indonesia (All Sources) Bond Type Govt

Filters No filters selected.

Aggregated Trades Individual Trades Group None Period Custom 08/20/21 - 08/27/21

	Ticker	Cpn	Maturity	Cur...	Size	B Px	A Px	Price	Yield	Volume	Trds	Src	CC	Time
11)	INDOGB	6.500	02/15/31	IDR	11MMM	--	--	102.400	--	15.98MMMM	1186	SSEI		08/27
12)	INDOGB	6.375	04/15/32	IDR	20MMM	--	--	101.910	6.127	12.08MMMM	728	SSEI		08/27
13)	INDOGB	7.000	09/15/30	IDR	10MMM	--	--	105.690	6.169	10.77MMMM	204	SSEI		08/27
14)	INDOGB	5.500	04/15/26	IDR	30MMM	--	--	101.700	--	10.08MMMM	231	SSEI		08/27
15)	INDOGB	7.500	04/15/40	IDR	100MM	--	--	105.250	--	6.76MMMM	781	SSEI		08/27
16)	INDOGB	6.125	05/15/28	IDR	15MMM	--	--	102.300	5.706	4.86MMMM	132	SSEI		08/27
17)	INDOIS	6.375	03/15/34	IDR	7MMM	--	--	99.300	--	4.53MMMM	67	SSEI		08/27
18)	INDOGB	7.125	06/15/42	IDR	800MM	--	--	102.250	6.918	3.66MMMM	776	SSEI		08/27
19)	INDOGB	9.000	03/15/29	IDR	10MMM	--	--	117.700	6.042	3.45MMMM	66	SSEI		08/27
20)	INDOGB	5.625	05/15/23	IDR	4MMM	--	--	102.830	3.891	3.29MMMM	39	SSEI		08/27
21)	INDOGB	7.500	06/15/35	IDR	500MM	--	--	105.200	6.907	3.11MMMM	324	SSEI		08/27
22)	INDOGB	7.500	08/15/32	IDR	500MM	--	--	106.000	6.717	3.06MMMM	104	SSEI		08/27
23)	INDOIS	8.500	11/15/26	IDR	190.38MM	--	--	114.320	5.319	2.89MMMM	12	SSEI		08/25
24)	INDOGB	7.500	05/15/38	IDR	100MM	--	--	104.500	7.036	2.37MMMM	362	SSEI		08/27
25)	INDOGB	7.000	05/15/22	IDR	150MMM	--	--	102.700	3.098	2.36MMMM	29	SSEI		08/27
26)	INDOIS	5.450	01/15/22	IDR	200MMM	--	--	100.912	2.971	2.31MMMM	17	SSEI		08/27
27)	INDOGB	5.125	04/15/27	IDR	3MMM	--	--	99.650	5.196	2.18MMMM	90	SSEI		08/27
28)	INDOGB	8.375	03/15/34	IDR	50MMM	--	--	114.150	6.690	2.12MMMM	96	SSEI		08/27
29)	INDOGB	7.000	05/15/27	IDR	33MMM	--	--	107.700	5.411	2.05MMMM	43	SSEI		08/27

Australia 61 2 9777 8600 Brazil 5511 2395 9000 Europe 44 20 7330 7500 Germany 49 69 9204 1210 Hong Kong 852 2977 6000
Japan 81 3 4565 8900 Singapore 65 6212 1000 U.S. 1 212 318 2000 Copyright 2021 Bloomberg Finance L.P.
SN 735566 ICT GMT+7:00 G725-4799-2 29-Aug-2021 16:21:01

BOND ISSUANCE

No.	Company	Instruments	Issued Date	Amount [IDR Billion]	Coupon [%]	Tenor [Years]	Rating
1	PT Adhi Karya (Persero) Tbk	Shelf Registration Bond III Phase II Year 2021 Series A	Aug-25-2021	200.00	7.50	1	idA-
2	PT Adhi Karya (Persero) Tbk	Shelf Registration Bond III Phase II Year 2021 Series B	Aug-25-2021	473.50	9.55	3	idA-
Total				673.50			

BOND MATURITY

No.	Company	Instruments	Maturity Date	Amount [IDR Billion]	Coupon [%]	Tenor [Years]	Rating
AUGUST							
1	Perum Perumnas	MTN II Year 2016	Aug-4-2021	230.00	11.00	5	idBBB-
2	PT Merdeka Copper Gold Tbk	Shelf Registration Bond I Phase I Year 2020 Series A	Aug-7-2021	673.65	8.90	1	idA
3	PT J Resources Asia Pasifik Tbk	Shelf Registration Bond I Phase V Year 2020 Series A	Aug-10-2021	335.00	9.25	1	idA
4	PT Indomobil Finance Indonesia	Shelf Registration Bond IV Phase I Year 2020 Series A	Aug-14-2021	229.00	8.45	1	idA
5	PT Sarana Multigriya Finansial (Persero)	MTN IX Year 2020	Aug-14-2021	700.00	6.50	1	idAAA
6	PT Sarana Multigriya Finansial (Persero)	Shelf Registration Bond IV Phase V Year 2018 Series B	Aug-14-2021	535.00	8.00	3	idAAA
7	PT Oki Pulp & Paper Mills	MTN II Year 2018	Aug-15-2021	500.00	10.50	3	-
8	PT Adira Dinamika Multi Finance Tbk	Shelf Registration Bond IV Phase III Year 2018 Series C	Aug-16-2021	715.50	8.50	3	idAAA
9	PT Bumi Surya Cemerlang	MTN Year 2019 Series III	Aug-21-2021	9.50	12.35	2	-
10	PT Candrakarya Multikreasi	MTN I Phase II Year 2020	Aug-23-2021	17.40	10.75	1	-
11	PT Bio Farma (Persero)	MTN Syariah Mudharabah Year 2018	Aug-24-2021	325.00	Floating	3	idAAA _(sy)
12	Lembaga Pembiayaan Ekspor Indonesia	Shelf Registration Bond III Phase II Year 2016 Series C	Aug-25-2021	1,582.00	8.35	5	idAAA
13	PT Equity Finance Indonesia	MTN VI Phase VI Year 2018	Aug-28-2021	32.00	12.25	3	-
14	PT Hasjrat Multifinance	MTN III Series A	Aug-28-2021	200.00	9.75	2	irBBB
15	PT Bank Tabungan Negara (Persero) Tbk	Shelf Registration Bond IV Phase I Year 2020 Series A	Aug-29-2021	577.00	6.75	1	idAA+
16	PT Bank Tabungan Negara (Persero) Tbk	Shelf Registration Bond II Phase II Year 2016 Series B	Aug-30-2021	1,653.00	8.75	5	idAA+

17	PT Bio Farma (Persero)	MTN Year 2018	Aug-31-2021	125.00	8.75	3	idAAA
Total				8,439.05			
SEPTEMBER							
1	PT Indosat Tbk	Shelf Registration Bond I Phase IV Year 2016 Series C	Sep-2-2021	734.00	8.60	5	idAAA
2	PT Indosat Tbk	Shelf Registration Sukuk Ijarah I Phase IV Year 2016 Series C	Sep-2-2021	10.00	9.00	5	idAAA(sy)
3	PT Hakaaston	MTN Year 2018 Series A	Sep-4-2021	200.00	9.50	3	idBBB+
4	Telkom Indonesia (Persero) Tbk	MTN I Year 2018 Series C	Sep-4-2021	296.00	8.35	3	idAAA
5	Telkom Indonesia (Persero) Tbk	MTN Syariah Ijarah I Year 2018 Series C	Sep-4-2021	182.00	8.35	3	idAAA(sy)
6	Lembaga Pembiayaan Ekspor Indonesia	Shelf Registration Bond IV Phase II Year 2018 Series B	Sep-5-2021	190.00	7.50	3	idAAA
7	PT Equity Finance Indonesia	MTN VIII Phase I Year 2020	Sep-5-2021	19.70	12.35	1	-
8	PT Oki Pulp & Paper Mills	MTN III Year 2018 Series B	Sep-5-2021	USD10.00 mn	6.00	3	-
9	Perum Perumnas	MTN IV Year 2016 Series A	Sep-8-2021	45.00	10.50	5	idBBB-
10	PT Astra Sedaya Finance	Shelf Registration Bond V Phase I Year 2020 Series A	Sep-12-2021	1,027.00	6.40	1	idAAA
11	PT Bumi Surya Cemerlang	MTN Year 2019 Series V	Sep-12-2021	6.25	12.35	2	-
12	PT AB Sinar Mas Multifinance	Bond I Year 2020 Series A	Sep-14-2021	115.00	10.00	1	irA-
13	PT Perkebunan Nusantara V	MTN I Year 2016	Sep-14-2021	500.00	12.00	5	-
14	PT Merdeka Copper Gold Tbk	Shelf Registration Bond I Phase II Year 2020 Series A	Sep-16-2021	149.00	8.25	1	idA
15	PT BFI Finance Indonesia Tbk	Shelf Registration Bond IV Phase III Year 2020 Series A	Sep-18-2021	437.00	8.00	1	A+(idn)
16	PT Sinar Mas Multiartha Tbk	Shelf Registration Bond I Phase I Year 2020 Series A	Sep-18-2021	55.00	8.00	1	irAA
17	PT Tower Bersama Infrastructure Tbk	Shelf Registration Bond IV Phase I Year 2020 Series A	Sep-18-2021	231.00	6.30	1	AA-(idn)
18	PT Mayora Indah Tbk	Shelf Registration Bond II Phase I Year 2020 Series A	Sep-19-2021	157.00	6.50	1	idAA

19	PT Polytama Propindo	Bond I Year 2020 Series A	Sep-19-2021	126.70	10.00	1	idBBB+
20	PT Polytama Propindo	Sukuk Ijarah I Year 2020 Series A	Sep-19-2021	150.90	10.00	1	idBBB+(sy)
21	PT Bank CIMB Niaga Tbk	Shelf Registration Bond II Phase IV Year 2018 Series B	Sep-20-2021	137.00	8.50	3	idAAA
22	PT Jakarta Lingkar Baratsatu	Bond I Year 2018 Series A	Sep-20-2021	875.00	9.75	3	idA+
23	PT Wahana Ottomitra Multiartha Tbk	Shelf Registration Bond III Phase IV Year 2020 Series A	Sep-20-2021	328.00	8.00	1	AA-(idn)
24	PT Global Mediacom Tbk	Shelf Registration Bond II Phase I Year 2020 Series A	Sep-21-2021	331.43	10.75	1	idA
25	PT Global Mediacom Tbk	Shelf Registration Sukuk Ijarah II Phase I Year 2020 Series A	Sep-21-2021	297.97	10.75	1	idA(sy)
26	PT Surya Semesta Internusa Tbk	Shelf Registration Bond I Phase I Year 2016 Series B	Sep-22-2021	390.00	10.50	5	idBBB+
27	PT Permodalan Nasional Madani (Persero)	Sukuk Mudharabah III Year 2019 Series A	Sep-24-2021	435.00	Floating	2	idA+(sy)
28	PT Permodalan Nasional Madani (Persero)	Sukuk Mudharabah III Year 2019 Series D	Sep-24-2021	350.00	Floating	2	idA+(sy)
29	PT Federal International Finance	Shelf Registration Bond III Phase IV Year 2018 Series B	Sep-25-2021	661.18	8.75	3	idAAA
30	PT Hakaaston	MTN Year 2018 Series B	Sep-25-2021	200.00	9.50	3	idBBB+
31	PT Indah Kiat Pulp & Paper Tbk	Shelf Registration Bond I Phase II Year 2020 Series A	Sep-26-2021	925.60	9.25	1	idA+
32	PT PP Properti Tbk	MTN XIII Year 2018	Sep-27-2021	80.00	9.50	3	idBBB-
33	PT Sarana Multigriya Finansial (Persero)	Shelf Registration Bond III Phase VI Year 2016	Sep-27-2021	1,176.00	8.60	5	idAAA
34	PT Bank Pembangunan Daerah Jawa Barat dan Banten Tbk	Shelf Registration Bond I Phase II Year 2018 Series A	Sep-28-2021	835.50	9.00	3	idAA-
35	PT Waskita Karya (Persero) Tbk	Shelf Registration Bond III Phase III Year 2018 Series A	Sep-28-2021	761.00	9.00	3	idBBB
36	PT Waskita Karya (Persero) Tbk	Shelf Registration Bond II Phase II Year 2016	Sep-28-2021	900.00	8.50	5	idBBB
37	PT Pembangunan Jaya Ancol Tbk	Shelf Registration Bond I Phase I Year 2016 Series B	Sep-29-2021	50.00	8.20	5	idA

38	PT Asietex Sinar Indopratama	MTN I Year 2017 Series G	Sep-30-2021	30.00	11.00	4	-
39	PT Bank Mandiri (Persero) Tbk	Shelf Registration Bond I Phase I Year 2016 Series A	Sep-30-2021	1,100.00	7.95	5	idAAA
40	PT Medco Energi Internasional Tbk	Shelf Registration Bond II Phase II Year 2016 Series B	Sep-30-2021	701.00	11.30	5	idA+
Total				15,196.23			
OCTOBER							
1	PT Pegadaian (Persero)	Shelf Registration Bond IV Phase III Year 2020 Series A	Oct-2-2021	1,295.00	5.50	1	idAAA
2	PT Pegadaian (Persero)	Shelf Registration Sukuk Mudharabah I Phase III Year 2020 Series A	Oct-2-2021	704.00	5.50	1	idAAA(sy)
3	PT Pos Indonesia (Persero)	MTN POSINDO-01 Year 2019	Oct-2-2021	335.00	11.00	2	idBBB+
4	PT Asietex Sinar Indopratama	MTN II Year 2017 Series D	Oct-7-2021	35.00	11.00	4	-
5	PT Mandiri Tunas Finance	Shelf Registration Bond III Phase I Year 2016 Serieses B	Oct-7-2021	100.00	8.55	5	idAA+
6	PT Lontar Papyrus Pulp & Paper Industry	Sukuk Mudharabah I Year 2018 Series A	Oct-10-2021	500.00	10.00	3	idA(sy)
7	PT Pegadaian (Persero)	Shelf Registration Bond I Phase I Year 2011 Serieses C	Oct-11-2021	500.00	9.00	10	idAAA
8	PT Aneka Gas Industri Tbk	Shelf Registration Bond II Phase II Year 2020	Oct-12-2021	100.00	9.25	1	A-(idn)
9	PT Aneka Gas Industri Tbk	Shelf Registration Sukuk Ijarah II Phase II Year 2020	Oct-12-2021	205.00	9.25	1	A-(idn)
10	PT Jasa Marga (Persero) Tbk	Commercial Paper I Year 2020	Oct-13-2021	566.00	6.80	1	idA1+
11	PT XL Axiata Tbk	Shelf Registration Bond I Phase I Year 2018 Series B	Oct-16-2021	450.00	9.10	3	AAA(idn)
12	PT XL Axiata Tbk	Shelf Registration Sukuk Ijarah II Phase I Year 2018 Series B	Oct-16-2021	399.00	9.10	3	AAA(idn)
13	PT Federal International Finance	Shelf Registration Bond IV Phase II Year 2020 Series A	Oct-17-2021	854.56	6.25	1	idAAA
14	PT Sarana Multigriya Finansial (Persero)	Shelf Registration Bond IV Phase VI Year 2018 Series B	Oct-19-2021	338.00	8.70	3	idAAA
15	PT Bank Permata Tbk	Shelf Registration Subordinated Bond II Phase II Year 2014	Oct-24-2021	700.00	11.75	7	idAA
16	PT BFI Finance Indonesia Tbk	Shelf Registration Bond III Phase I Year 2016 Serieses C	Oct-25-2021	133.00	9.10	5	A+(idn)

17	PT Bank Maybank Indonesia Tbk	Shelf Registration Bond II Phase III Year 2018 Series B	Oct-26-2021	69.00	8.60	3	idAAA
18	PT Bank Pan Indonesia Tbk	Shelf Registration Bond II Phase II Year 2016	Oct-27-2021	2,125.00	8.75	5	idAA
19	PT Indonesia Infrastructure Finance	Shelf Registration Bond I Phase II Year 2020 Series A	Oct-28-2021	570.00	5.00	1	idAAA
20	PT Bussan Auto Finance	Shelf Registration Sukuk Mudharabah I Phase II Year 2020 Series A	Oct-29-2021	373.00	5.75	1	AAA(idn)(sy)
Total				10,351.56			

Notes: *) Amount in USD excluded.



Description :

Bnk : Banking

CPO : Crude Palm Oil

Trn : Transportation

Elec :Electricity

Coal : Coal

Mng : Mining

Auto : Automotive

F&B : Food & Beverage

H&T : Hotel & Tourism

Fnc : Financing

PL&A : Plantation & Agriculture

O&G : Oil & Gas

Inc : Insurance

M&G : Metal & Gold

Msmd : Mass Media

Mnc : Municipal

Cons :Construction

Tlc : Telecommunication

Tlrd : Toll Road

PO&A : Port Authority & Airport

Ppt : Property

Nkl : Nickel

Trd : Trading

Utl : Utilities

Industries	Hot News	News Polarized	
		Positive	Negative
Automotive	<p>Pasar Mobil Listrik Lokal Semakin Ramai. Hal ini, Setelah Hyundai menggebrak pasar Indonesia dengan mobil listrik bernama Ioniq dan Kona, kini Nissan akan melaunching mobil listrik Teh All New Nissan Leaf.</p>	<p>Ekspor Kendaraan Naik 49%. Relaksasi Pajak Penjualan atas Barang Mewah Ditanggung Pemerintah (PPnBM DTP) menjadi salah satu dorongan meningkatnya penjualan mobil pada tahun ini.</p>	<p>Berharap Cemas Kelanjutan Diskon PPnBM. Hal ini, karena perusahaan otomotif masih cenderung membutuhkan stimulus diskon PPnBM 100% sampai setidaknya akhir tahun. Pasalnya, tanpa pemantik permintaan sektor otomotif dinilai masih akan sulit menutup kerugian yang mereka alami pada 2020.</p>
Trading	<p>Problem Kontainer Ekspor Kian Parah. Hal ini, setelah terjadi kelangkaan kontainer sampai saat ini belum juga terpecahkan. Pemerintah didesak ikut campur tangan untuk mencari solusi kelangkaan peti kemas ekspor yang mendongkrak biaya angkutan kontainer hingga 500%.</p>	<p>Ikhtiar Kebal Dampak <i>Tapering</i>. Hal ini, mengingat the Fed cenderung akan melakukan <i>tapering</i> secara bertahap. Di sisi lain, cadangan devisa saat ini berada pada posisi aman untuk menjaga stabilitas nilai tukar.</p>	<p>PPKM Darurat Hantam Ekspor Manufaktur. PPKM darurat yang kini bernama PPKM level 4 membuat produsen mengurangi aktivitas produksi yang berdampak pada turunnya ekspor.</p>
Port Authority & Airport		<p>Proyek Pelabuhan Malako dan Pelabuhan Terpadu di Natuna Dipercepat. Hal ini, agar segera bisa dimanfaatkan oleh masyarakat. Di sisi lain, posisi pelabuhan ini berada di jalur strategis dan berdekatan dengan beberapa negara tetangga.</p>	
Plantation & Agriculture		<p>Masa Giling Tebu Diperkirakan Berakhir Sepetember. Hal ini, karena perusahaan memiliki lahan Hak Guna Usaha sendiri.</p>	

Industries	Hot News	News Polarized	
		Positive	Negative
CPO	<p>Realisasi Peremajaan Kelapa Sawit Petani Masih Rendah. Hal ini, karena petani enggan mengikuti program tersebut. Salah satu alasannya karena harga tandan buah segar (TBS) sedang bagus sehingga petani tetap memanen pohon sawit tua.</p>	<p>Emiten Bersiap Hadapi Fluktuasi Harga CPO. Dua bulan terakhir, pergerakan saham sektor CPO memang tidak sejalan dengan pergerakan harga komoditasnya. Untuk menghadapi fluktuasi harga CPO, perusahaan harus semaksimal mungkin untuk memproduksi dalam kapasitas penuh.</p>	<p>Harga CPO Kembali Melemah. Hal ini, sebagai imbas pasokan yang mulai meningkat memasuki musim panen. Selain itu, negara importir sudah memiliki banyak stok, sehingga ekspor turun karena permintaan yang juga turun.</p>
Nickel		<p>Saham Emiten Nikel Tersengat Lagi Euforia Mobil Listrik. Pasalnya, saat ini pasar mobil listrik lokal semakin ramai. Selain itu, kehadiran mobil listrik akan mendorong kenaikan harga komoditas seperti nikel dan timah.</p>	
Coal	<p>Emiten Batu Bara Pacu Proyek Kelistrikan. Hal ini, sebagai salah satu strategi diversifikasi yang dapat menghasilkan pendapatan berulang dari penjualan listrik kepada PLN.</p>	<p>Batu Bara Kembali Melonjak. Faktor pemicu kenaikan harga batu bara yaitu tingginya permintaan dari negara-negara konsumen utama seperti China. Pasalnya, di China, produksi dalam negeri belum bisa memenuhi permintaan yang meningkat pesat.</p>	
Oil & Gas	<p>BPH Migas Usulkan Pipa Gas Semarang-Batang Didanai APBN 2022 Senilai Rp1 Triliun. Hal ini lantaran meski lelang dilakukan sejak 2006 silam, proyek pipa transmisi gas ini tak kunjung rampung.</p>	<p>Harga Minyak Rebound. Kenaikan harga ditopang oleh aksi borong para investor yang memanfaatkan kejatuhan harga minyak.</p>	<p>Minyak Merosot Lagi. Harga minyak mendapat tekanan dari data ekonomi China. Faktor pemicu lainnya yaitu melonjaknya kasus Covid-19 dan penguatan dolar AS.</p>
Metal & Gold		<p>Emas Sepekan Naik. Pendorong kenaikan harga emas tersebut adalah penurunan nilai tukar dolar AS sehingga mendorong investor mengalihkan portofolio ke logam mulia.</p>	<p>Ukur Efek Tapering bagi si Kuning. Kebijakan pengetatan moneter atau <i>tapering off</i> memang dapat menekan harga emas. Ketidakpastian akibat</p>

Industries	Hot News	News Polarized	
		Positive	Negative
Insurance		Semester I, Delapan Emiten Asuransi Catatkan Pertumbuhan Premi. Sejumlah lini bisnis seperti asuransi pengangkutan, asuransi kesehatan dan kecelakaan diri, asuransi aneka, hingga asuransi kebakaran yang bergerak positif menjadi pemicu pertumbuhan premi bruto emiten tersebut.	pandemi masih berpotensi menyelimuti hingga akhir tahun. Emiten Asuransi Masih Melaju. Kinerja asuransi kesehatan menunjukkan kinerja relatif bagus karena pertumbuhan klaim relatif tidak besar. Bisa jadi karena orang menjaga diri supaya tidak sakit dan dirawat selama pandemi Covid-19 ini.
Banking	OJK Luncurkan Aturan Bank Digital. Peraturan OJK (POJK) ini merupakan upaya mendorong industri perbankan agar lebih efisien, berdaya saing, dan adaptif terhadap kebutuhan masyarakat di era digital saat ini.	Modal Bank Masih Cukup untuk Ekspansi Kredit. Hal ini, ditandai dengan rasio kecukupan modal alias <i>Capital Adequacy Ratio</i> (CAR) di level 24,33% per Juni 2021.	Euforia Bank Digital Berlebihan. Pasalnya, sejumlah tantangan akan dihadapi bank digital ke depannya. Untuk bisa sukses dan berkelanjutan, bank digital harus bersinergi dengan ekosistem agar memiliki basis nasabah yang kuat, mendorong nasabahnya aktif bertransaksi, dan menawarkan produk yang bagus.
Multifinance	Multifinance Tebar Promo Bunga Murah. Upaya tersebut dinilai ampuh untuk menarik nasabah baru mengajukan kredit pembiayaan di tengah pandemi.	Pembiayaan Mobil Komersial Menggelinding. Hal ini, seiring bergeraknya aktivitas ekonomi hingga kegiatan bisnis komoditas mengerek pembiayaan mobil komersial atau kendaraan niaga.	
Hotel & Tourism	Objek Wisata 4 Daerah Bisa Dibuka. Data Inmendagri menunjukkan ada empat daerah yang masuk kategori kedaruratan level 2 adalah	Jaga Nyala Api Pariwisata Bali. Hal ini, untuk mengungkit perekonomian sekaligus menjaga nyala api sektor pariwisata agar tetap membara. Salah satunya adalah	

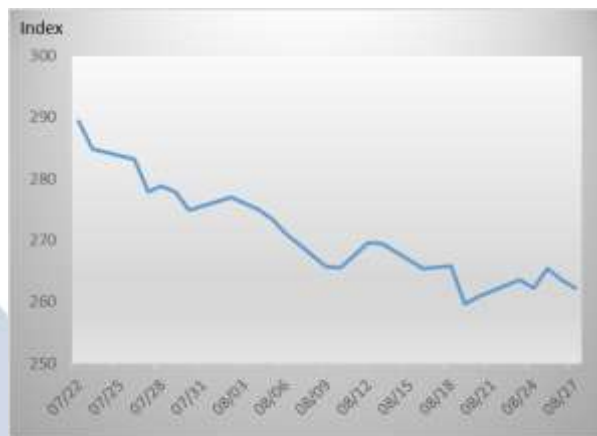
Industries	Hot News	News Polarized	
		Positive	Negative
Food & Beverage	<p>Kabupaten Tasikmalaya, Kabupaten Majalengka, Kabupaten Subang, dan Kabupaten Garut. Optimisme Industri Mamin Masih Tinggi. Hal itu seiring dengan pemulihan ekonomi secara nasional yang terus berjalan. Perlu Solusi Komprehensif untuk Revisi Regulasi PLTS Atap. Hal ini dilakukan agar APBN dan PLN nantinya tidak terbebani.</p> <p>Tol Trans-Sumatera Beri Dampak Rp768 Triliun ke Ekonomi Domestik. Potensi manfaat lainnya dari pembangunan jalan tol ini adalah meningkatkan akses konektivitas, pengurangan waktu tempuh, dan percepatan arus barang dan jasa.</p>	<p>membuka akses bagi pebisnis dan <i>essential traveller</i> untuk melakukan karantina di Bali. Pebisnis Mamin Terus Beradaptasi. Hal ini, demi menjaga target pertumbuhan pada tahun ini. Porsi Energi Terbarukan dalam RUPTL Dinaikkan Jadi 51,6%. Pasalnya, selain potensinya yang mencapai 207 gigawatt (GW) dan tersedia di mana saja, keekonomian proyek hijau ini sudah semakin baik. Emiten Konstruksi Berdiri Kokoh. Sebab, dengan alokasi anggaran ini, perusahaan konstruksi mempunyai peluang yang sama dalam mendapatkan kontrak baru dari proyek pemerintah.</p> <p>Industri Jalan Tol Tahan Banting di Masa Pandemi. Hal ini, karena industri ini terbukti mampu kembali mencatatkan kinerja baik di masa pandemi, meski sempat mengalami penurunan lalu lintas harian rata-rata (LHR) saat penerapan kebijakan pembatasan mobilitas masyarakat baik itu PSBB maupun PPKM.</p>	<p>Emiten BUMN Karya Menanti Geliat Proyek IKN. Hal ini, seiring rencana pemerintah mengalihkan fokus ke ekonomi produktif seperti konsumsi, investasi, dan ekspor untuk memulai perekonomian pasca pandemi.</p>
Electricity			
Construction			
Toll Road			

Industries	Hot News	News Polarized	
		Positive	Negative
Property	<p>Kekuatan Tambahan untuk Emiten Properti. Hal ini, terkait kebijakan Bank Indonesia untuk mempertahankan suku bunga acuan di level 3,5 persen yang diyakini mampu menjadi sentiment positif bagi emiten properti.</p>	<p>Sektor Perumahan Bisa Bertahan di Tengah Pandemi. Hal ini, salah satunya didorong oleh adanya insentif Pajak Pertambahan Nilai (PPN) yang digulirkan pemerintah. Serta kemudahan-kemudahan lain yang ditawarkan oleh pemerintah.</p>	
Telecommunication		<p>Satelit Satria Memangkas Kesenjangan Digital. Hal ini, mengingat Indonesia memiliki wilayah geografis sangat luas dan berbentuk kepulauan. Oleh karena itu, kehadiran satelit ini diharapkan dapat mendorong pemerataan akses internet bagi seluruh masyarakat Indonesia.</p>	
Local Government		<p>Pemda Gali Potensi Ekonomi Baru. Hal itu diharapkan dapat membantu mempercepat pemulihan ekonomi sejalan dengan upaya pengendalian pandemi Covid-19.</p>	

Source: Bisnis Indonesia, Investor Daily, and Kontan (2021)



PEFINDO25



IHSG



PEFINDO i-Grade



Period	Unit	IHSG	PEFINDO25	PEFINDO i-Grade
7/30/2021	% (WoW)	-0.52%	-3.52%	-1.28%
8/6/2021	% (WoW)	2.20%	-1.35%	3.60%
8/13/2021	% (WoW)	-1.03%	-0.63%	-0.05%
8/20/2021	% (WoW)	-1.77%	-3.16%	0.54%
8/27/2021	% (WoW)	0.18%	0.52%	-1.60%



Indonesia Rating Highlight (IRH)



Published 2 (two) times a year. Including a rating report from active companies rated.

Publication

In addition to rating services, PEFINDO also publishes two magazines: Indonesia Rating Highlight (IRH) and Indonesia Sectoral Review (ISR). The publication of these magazines is aimed to cater to investors' needs in obtaining information on micro and macro-economic conditions of Indonesia. Both magazines also offer risk analysis in relation to certain industrial sectors. In addition, get our research such as research on demand services.

Indonesia Sectoral Review (ISR)



Published 6 (six) times a year. Containing economic and monetary, bond markets, sectoral review, and company review.

To subscribe, contact:
PEFINDO Marketing Team:
(+ 62) 21 50968469



Weekly Economic Update

Presented By Economic Research Division of PEFINDO

pef-economic@pefindo.co.id

Macroeconomic Update	: Aulia Ikhsan
Bond Market Update	: Wasis Kurnianto/Ahmad Nasrudin
Bonds Issuance & Maturity	: Wasis Kurnianto
News Analytics	: Khaerin

Disclaimer:

The rating contained in this report or publication is the opinion of PT Pemeringkat Efek Indonesia (PEFINDO) given based on the rating result on the date the rating was made. The rating is a forward-looking opinion regarding the rated party's capability to meet its financial obligations fully and on time, based on assumptions made at the time of rating. The rating is not a recommendation for investors to make investment decisions (whether the decision is to buy, sell, or hold any debt securities based on or related to the rating or other investment decisions) and/or an opinion on the fairness value of debt securities and/or the value of the entity assigned a rating by PEFINDO.

All the data and information needed in the rating process are obtained from the party requesting the rating, which are considered reliable in conveying the accuracy and correctness of the data and information, as well as from other sources deemed reliable. PEFINDO does not conduct audits, due diligence, or independent verifications of every information and data received and used as basis in the rating process. PEFINDO does not take any responsibility for the truth, completeness, timeliness, and accuracy of the information and data referred to. The accuracy and correctness of the information and data are fully the responsibility of the parties providing them.

PEFINDO and every of its member of the Board of Directors, Commissioners, Shareholders and Employees are not responsible to any party for losses, costs and expenses suffered or that arise as a result of the use of the contents and/or information in this rating report or publication, either directly or indirectly.

PEFINDO generally receives fees for its rating services from parties who request the ratings, and PEFINDO discloses its rating fees prior to the rating assignment. PEFINDO has a commitment in the form of policies and procedures to maintain objectivity, integrity, and independence in the rating process.

PEFINDO also has a "Code of Conduct" to avoid conflicts of interest in the rating process.

Ratings may change in the future due to events that were not anticipated at the time they were first assigned. PEFINDO has the right to withdraw ratings if the data and information received are determined to be inadequate and/or the rated company does not fulfill its obligations to PEFINDO. For ratings that received approval for publication from the rated party, PEFINDO has the right to publish the ratings and analysis in its reports or publication, and publish the results of the review of the published ratings, both periodically and specifically in case there are material facts or important events that could affect the previous ratings.

Reproduction of the contents of this publication, in full or in part, requires written approval from PEFINDO. PEFINDO is not responsible for publications by other parties of contents related to the ratings given by PEFINDO.